

**BEFORE THE HON'BLE NATIONAL GREEN TRIBUNAL
PRINCIPAL BENCH, NEW DELHI**

Original Application No. 606 of 2018

In Re: Compliance of Municipal Solid Waste Management Rules, 2016 and other environmental issues (State of Uttarakhand)

N.D.O.H-15.05.2026

INDEX

S. No.	Particulars	Page No.
1.	Status Report / Compliance Affidavit on behalf of the State of Uttarakhand	3-8
2.	Annexure-1 Copy of the order dated 27.03.2026 passed by this Hon'ble Tribunal in Original Application (O,A) No. 606 of 2018	9-10
3.	Annexure-2 Letter dated 08.04.2026 issued by the Additional Secretary, Government of Uttarakhand to the Secretary, Peyjal Nigam, State of Uttarakhand and the Secretary, Urban Development Department, State of Uttarakhand	11
4.	Annexure-3 Letter dated 08.05.2026 issued by Sh. Sanjay Singh-Chief Engineer, Uttarakhand Peyjal Nigam to the Member Secretary, Uttarakhand Pollution Control Board	12-191
5.	Annexure-4 E-mail dated 11.05.2026 sent by the State Project Management Unit, Swachh Bharat Mission (Urban), Urban Development	192-283

	Directorate, Uttarakhand to the Member Secretary, Uttarakhand Pollution Control Board along with the updated report in the prescribed format	
6.	Vakalatnama	284
7.	Proof of Service	

FILED ON: 14.05.2026

BY:



ADIRAJ BALI
Advocate for the State of Uttarakhand
S-207, Greater Kailash-II,
New Delhi-110048
Mo.: 7219002913 ; E-mail: adirajbali1@gmail.com

**BEFORE THE HON'BLE NATIONAL GREEN TRIBUNAL
PRINCIPAL BENCH, NEW DELHI**

Original Application No. 606 of 2018


In Re: Compliance of Municipal Solid Waste Management Rules, 2016 and other environmental issues (State of Uttarakhand)



(Status Report / Compliance Affidavit on Behalf of the State of Uttarakhand through the Chief Secretary)

I, Kalyani (Female), aged about 48 years, D/o Shri Devraj Singh, presently posted as the Additional Secretary, Department of Environment Conservation & Climate Change, Government of Uttarakhand, Dehradun, duly authorized, fully conversant with the facts of the present case and thus, I am competent to swear and file this Compliance Affidavit/ Status Report on behalf of the Chief Secretary, Uttarakhand. I do hereby solemnly affirm and state on oath as under:

1. That the above-captioned Original Application was listed for consideration before this Hon'ble Tribunal on 27.03.2026 wherein further time was granted to the State of Uttarakhand for filing updated information in the form




of a Compliance Affidavit on behalf of the Chief Secretary of the State of Uttarakhand. The relevant portion of the order dated 27.03.2026 has been quoted below:

“1. In compliance of the previous order of the Tribunal dated 13.03.2026, the Chief Secretary, State of Uttarakhand has appeared virtually and has assured that there will be proper assistance on behalf of the State in future.

2. Learned senior AAG for the State of Uttarakhand has also submitted that there are certain gaps in the earlier report dated 28.01.2026 and the tabulated information filed on 11.02.2026 by the State of Uttarakhand. Therefore, he seeks further four weeks’ time to file updated information in the form of affidavit of the Chief Secretary of the State of Uttarakhand. The prayer is allowed. ...”


A copy of the order dated 27.03.2026 passed by this Hon’ble Tribunal has been annexed herewith and marked as **Annexure-1**.

2. That in compliance with the above-quoted order, it is humbly submitted that the Additional Secretary, Government of Uttarakhand, *vide* letter dated 08.04.2026, requested the Secretary, Peyjal Nigam, State of Uttarakhand, and the Secretary, Urban Development Department, State of Uttarakhand, to provide updated




information regarding the action taken by their respective departments in compliance with the order dated 27.03.2026 passed by this Hon'ble Tribunal, to the email address of the Member Secretary, Uttarakhand Pollution Control Board, at the earliest and on a priority basis. A copy of the letter dated 08.04.2026 has been annexed herewith and marked as **Annexure No.2** herewith.

3. That subsequently, Sh. Sanjay Singh, Chief Engineer, Uttarakhand Peyjal Nigam vide letter dated 08.05.2026 informed the Member Secretary, Uttarakhand Pollution Control Board that the revised desired departmental information in the prescribed format, i.e., Annexure-B of the order dated 09.12.2025 passed by this Hon'ble Tribunal in O.A. No. 606 of 2018 had been prepared and a copy of the report was attached along with the said letter. A copy of the letter dated 08.05.2026 along with the updated report in the prescribed format has been annexed herewith and marked as **Annexure No. 3**.



4. That the State Project Management Unit, Swachh Bharat Mission (Urban), Urban Development Directorate, Uttarakhand *vide* email dated 11.05.2026 addressed to the Member Secretary, Uttarakhand Pollution Control Board, submitted the compliance report in the prescribed format, i.e., Annexure-A of the order dated 09.12.2025 passed by this Hon'ble Tribunal in O.A. No. 606 of 2018. A copy of the email dated 11.05.2026 along with updated report in the prescribed format has been annexed herewith and marked as **Annexure No. 4.**

5. That, in compliance with regard to the ring-fenced funds and governance mechanism, it is submitted that pursuant to the recommendations of the Fifth State Finance Commission, approval was granted for allocation of INR 100 Crores (Rupees One Hundred Crores only) for the Financial Year 2024-2025 towards a ring-fenced account (non-lapsable) for strengthening solid waste management in Urban Local Bodies of Uttarakhand. It is further submitted that a separate ring-fenced account for



sewage/liquid waste management at the State level has also been opened *vide* Government Order dated 20.12.2024, with an approved allocation of Rs. 100 Crores (Rupees One Hundred Crores only) for the Financial Year 2024–2025. The details of the expenditure of the allocated funds are provided in the reports submitted by Urban Development Department, Uttarakhand and Uttarakhand Peyjal Nigam and Nirman Nigam in the format of Annexure A and Annexure B.

6. That the deponent is a responsible Government servant having the highest regard for this Hon'ble Tribunal and the orders passed by them. The deponent has always made his sincerest efforts to carry out and comply with the orders passed by this Hon'ble Tribunal in its letter and spirit and shall continue to do so in the future.



Deponent



Verification:-

Verified at Dehradun on the 13 day of May, 2026 that the contents of the accompanying compliance affidavit / status report from Para 1 to 6 are true and correct to the best of my knowledge and belief based on the official record and nothing is false and no material has been concealed therein.

[Signature]
Deponent



This affidavit is sworn before me by
Shri. Kalyan
who is identified by Shri. S.K. Tandon
At Doiwala Dehradun on 13.05.2026

[Signature]
Birendra Singh
Advocate & Notary
Doiwala, Dehradun

13.05.2026

S.R. No. 352
2026

Item No. 19

Court No. 1

**BEFORE THE NATIONAL GREEN TRIBUNAL
PRINCIPAL BENCH, NEW DELHI**

Original Application No. 606/2018
(I.A. Nos. 20/2025, 539/2025 & 299/2024)
(In respect of State of Uttarakhand)

Compliance of Municipal Solid Waste Management Rules, 2016 and Other Environmental Issues.

Date of hearing: 27.03.2026

**CORAM: HON'BLE MR. JUSTICE PRAKASH SHRIVASTAVA, CHAIRPERSON
HON'BLE DR. AFROZ AHMAD, EXPERT MEMBER**

Applicant: Ms. Katyayni, Adv. (Amicus Curiae)

Respondents: Mr. Gaurav Bhatia, Sr. AAG with Mr. Dhruv Tamta, Mr. Neelmani Guha & Mr. Shivam Wadhwa, Advs. with Mr. Anand Bardhan (Through VC), Chief Secretary, State of Uttarakhand
Mr. Saurabh Balwani, Adv. for CPCB (Through VC)

ORDER

1. In compliance of the previous order of the Tribunal dated 13.03.2026, the Chief Secretary, State of Uttarakhand has appeared virtually and has assured that there will be proper assistance on behalf of the State in future.
2. Learned senior AAG for the State of Uttarakhand has also submitted that there are certain gaps in the earlier report dated 28.01.2026 and the tabulated information filed on 11.02.2026 by the State of Uttarakhand. Therefore, he seeks further four weeks' time to file updated information in the form of affidavit of the Chief Secretary of the State of Uttarakhand. The prayer is allowed.
3. The virtual appearance of the Chief Secretary, Uttarakhand on the next date of hearing is exempted.
4. Considering the nature of issue involved in the matter, Ms. Katyayni, Advocate is appointed as an Amicus Curiae in the matter.

5. List on 15.05.2026.

Prakash Shrivastava, CP

Dr. Afroz Ahmad, EM

March 27, 2026
Original Application No. 606/2018
A

उत्तराखण्ड शासन
पर्यावरण, संरक्षण एवं जलवायु परिवर्तन अनुभाग
संख्या-385865/XXXVIII-1-2026 ई-11505
देहरादून: दिनांक:- 08 अप्रैल, 2026

1. सचिव, पेयजल एवं स्वच्छता विभाग, उत्तराखण्ड शासन।
2. सचिव, शहरी विकास विभाग, उत्तराखण्ड शासन।

मा.राष्ट्रीय हरित प्राधिकरण, नई दिल्ली में योजित मूल आवेदन संख्या-606/2018 Compliance of Municipal Solid Waste Management Rules, 2016 & other environmental issues में पारित आदेश दिनांक 27.03.2026 की छायाप्रति प्रेषित करते हुए, आपसे अनुरोध है कि प्रश्नगत प्रकरण में मा.प्राधिकरण द्वारा पारित आदेश दिनांक 27.03.2026 के अनुपालन में अपने-अपने विभाग से सम्बन्धित कृत कार्यवाही की अद्यतन सूचना सदस्य सचिव, उत्तराखण्ड प्रदूषण नियंत्रण बोर्ड, देहरादून की ई-मेल आई.डी. (msukpcb@yahoo.com) पर शीर्ष प्राथमिकता के आधार पर यथाशीघ्र उपलब्ध कराने का कष्ट करें।

अतः प्रश्नगत प्रकरण में अगली सुनवाई दिनांक 15.05.2026 नियत है।

संलग्नक:-यथोक्त।

Digitally signed by
Kalyani
Date: 08-04-2026
15:20:00

भवदीया,

(कल्याणी)

अपर सचिव।

संख्या एवं दिनांक-तदैव।

प्रतिलिपि:- निम्नलिखित को सूचनार्थ एवं आवश्यक कार्यवाही हेतु प्रेषित:-

1. सदस्य सचिव, उत्तराखण्ड प्रदूषण नियंत्रण बोर्ड, देहरादून को भी निर्देशित किया जाता है कि सम्बन्धित विभागों से प्राप्त सूचना के आधार पर मुख्य सचिव, उत्तराखण्ड शासन की ओर से **Affidavit** तैयार कर शासन के अनुमोदनार्थ यथाशीघ्र उपलब्ध कराना सुनिश्चित करें।
2. स्टाफ ऑफिसर-मुख्य सचिव, उत्तराखण्ड शासन।

EMC
09-04-26
डॉ. विवेक कुमार जोषी (जोषी)
हाक ऑफिसर, मुख्य सचिव
उत्तराखण्ड शासन

1



कार्यालय

0135-2678077
0135-2672404

Annexure-3
557

फैक्स : 0135-2672337
ई-मेल : upsvnn@gmail.com

12

उत्तराखण्ड पेयजल संसाधन विकास एवं निर्माण निगम
प्रधान कार्यालय 11-मोहिनी रोड, देहरादून

पत्रांक: 534 / नागर अनुभाग - 25/05/20 / 31 दिनांक: 08/05/2026
सेवा में,

सदस्य सचिव,
उत्तराखण्ड प्रदूषण नियंत्रण बोर्ड,
"गौरा देवी पर्यावरण भवन"
46 बी, आई0टी0पार्क, सहस्त्रधारा रोड
देहरादून।

विषय:-मा0 एन0जी0टी0 में मूल आवेदन संख्या 606/2018 में पारित आदेश दिनांक 27.03.2026 के अनुपालन के सम्बन्ध में।

महोदय,

उपरोक्त विषयक इस कार्यालय के पत्रांक 524/नागर अनुभाग-एन0जी0टी0/30 दिनांक 06.05.2026 के द्वारा आपको मा0 एन0जी0टी0 में योजित आवेदन संख्या 606/2018 में पारित आदेश दिनांक 27.03.2026 के संदर्भ में वांछित सूचना प्रेषित गई थी। तत्क्रम में विषयगत प्रकरण पर दिनांक 07.05.2026 को मुख्य सचिव महोदय की अध्यक्षता में सम्पन्न बैठक तथा आपके पत्रांक UKPCB/HO/सा0-183-372(II)/2026/29 दिनांक 04.05.2026 के क्रम में संदर्भित वाद हेतु संशोधित वांछित विभागीय सूचना इस पत्र के साथ संलग्न कर आपको अग्रेत्तर कार्यवाही हेतु प्रेषित की जा रही है।

संलग्नक-उपरोक्तानुसार।

भवदीय

08.5.26
(संजय सिंह)

मुख्य अभियन्ता (मुख्यालय)

पृ०सं० एवं दिनांक तदैव।

प्रतिलिपि:-

1. स्टाफ ऑफिसर-मुख्य सचिव/सदस्य संयोजक, ई0एम0सी0, उत्तराखण्ड शासन को उनके पत्रांक 406/स्टा0ऑफि0-मु0स0/2026/ओ0ए0-606/18 दिनांक 10.04.2026 के क्रम में सूचनार्थ प्रेषित।
2. कार्यक्रम निदेशक, एस0एम0सी0जी0 को उनके पत्रांक 261/एस0एम0सी0जी0/नमामि गंगे/एन0जी0टी0 दिनांक 16.04.2026 के क्रम में सूचनार्थ प्रेषित।
3. कार्यक्रम निदेशक, यू0यू0एस0डी0ए0, सात्विक टावर, राजेन्द्र नगर, देहरादून को सूचनार्थ प्रेषित।
4. निदेशक, शहरी विकास निदेशालय, देहरादून को सूचनार्थ प्रेषित।
5. मुख्य महाप्रबन्धक, उत्तराखण्ड जल संस्थान, देहरादून को सूचनार्थ प्रेषित।
6. उप सचिव, पेयजल एवं स्वच्छता अनुभाग-1, उत्तराखण्ड शासन को उनके पत्रांक 387467/उन्तीस (1) 26-(06 रिट)/2019 देहरादून दिनांक 15.04.2026 के क्रम में सूचनार्थ प्रेषित।

मुख्य अभियन्ता (मुख्यालय)

557

Annexure- 2 (Format-B)

(B) Sewage Management in the State

Sl. No.	District	(A) Name of ULB	(B) Sewage Status Estimation and Measurement	(C) Sewage Conveyance/Sewers		
			Total Sewage Generation per day (in MLD) (2025)	Targeted Household to be connected to sewers	House Holds connected	Time targets to complete connectivity (gap in connectivity)
(a)	(b)	(c)	(1)	(2)	(3)	(4)
1	Almora	Almora	5.74	2124	1190	June-27
2	Almora	Bhikiya sain	0.62	-	-	-
3	Almora	Choukhutiya	0.66	-	-	-
4	Almora	Dwarahat	0.41	-	-	-
5	Almora	Ranikhet	0.74	-	-	-
6	Bageshwar	Bageshwar	3.69	2915	0	Two years after approval of DPR
7	Bageshwar	Garud	0.77	-	-	-
8	Bageshwar	Kapkot	0.79	-	-	-
9	Chamoli	Badrinathpuri	0.36	315	305	March-27
10	Chamoli	Chamoli Gopeshwar	3.1594	541	518	46447
11	Chamoli	Gairsain	1.28	-	-	-
12	Chamoli	Joshimath	2.46	203	203	-
13	Chamoli	Gauchar	1.31	-	-	-
14	Chamoli	Karanprayag	1.31	-	-	-
15	Chamoli	Nandanagar	0.42	-	-	-
16	Chamoli	Nandprayag	0.36	-	-	-
17	Chamoli	Pipalkoti	0.52	-	-	-
18	Chamoli	Pokhri	0.78	-	-	-

Sl. No.	District	(A) Name of ULB	(B) Sewage Status Estimation and Measurement	(C) Sewage Conveyance/Sewers		
			Total Sewage Generation per day (in MLD) (2025)	Targeted Household to be connected to sewers	House Holds connected	Time targets to complete connectivity (gap in connectivity)
(a)	(b)	(c)	(1)	(2)	(3)	(4)
19	Chamoli	Tharali	0.68	-	-	-
20	Champawat	Banbasa	0.89	-	-	-
21	Champawat	Champawat	1.88	-	-	-
22	Champawat	Lohaghat	1.17	-	-	-
23	Champawat	Pati	0.34	-	-	-
24	Champawat	Tanakpur	3.16	92	87	-
25	Dehradun	Dehradun	118.44	61638	60886	Mar-27 (32.28 Km sewer line propose in Ring Fence Program.)
26	Dehradun	Doiwala	8.22	-	-	-
27	Dehradun	Herbetpur	1.80	-	-	-
28	Dehradun	Mussoorie	4.44	1940	1850	Mar-27
29	Dehradun	Rishikesh	15.66	15165	7670	Mar-28 (sewerage work under execution in KfW program)
30	Dehradun	Selaqui	2.49	-	-	-
31	Dehradun	Vikas Nagar	3.54	1257	1252	March-27
32	Haridwar	Bhagwanpur	2.53	-	-	-
33	Haridwar	Dhandera	3.43	-	-	-
34	Haridwar	Haridwar	37.00	66442	47728	Mar-28 (sewerage work under execution in KfW program)
35	Haridwar	Imlikhera	1.51	-	-	-
36	Haridwar	Laksar	3.79	-	-	-

Sl. No.	District	(A) Name of ULB	(B) Sewage Status Estimation and Measurement	(C) Sewage Conveyance/Sewers		
			Total Sewage Generation per day (in MLD) (2025)	Targeted Household to be connected to sewers	House Holds connected	Time targets to complete connectivity (gap in connectivity)
(a)	(b)	(c)	(1)	(2)	(3)	(4)
37	Haridwar	Landhaura	2.71	-	-	-
38	Haridwar	Jhabrera	1.65	-	-	-
39	Haridwar	Manglaur	7.8066	-	-	-
40	Haridwar	Padi Gujjar	3.16	-	-	-
41	Haridwar	Piran Kaliyar	2.86	-	-	-
42	Haridwar	Rampur	4.03	-	-	-
43	Haridwar	Roorkee	26.89	13656	13356	March-27
44	Haridwar	Shivalik Nagar	4.95	3746	-	3746 nos.(proposed to be connected under KfW program. Target - 2028)
45	Haridwar	Sultanpur Adampur	2.36	-	-	-
46	Nainital	Bhimtal	2.1924	389	379	Mar-27
47	Nainital	Bhowali	1.25	-	-	-
48	Nainital	Haldwani	41.43	27651	17450	1- 6 Nos. Of under construction sewerage scheme (Expected Time - 06/2027)
49	Nainital	Kaladhungi	1.46	-	-	-
50	Nainital	Lalkuan	1.13	2103		Dec-2027
51	Nainital	Nainital	6.10	5925	5858	Mar-27
52	Nanital	Ramnagar	9.14	-	-	-
53	Pauri	Dugaada	0.36	-	-	-

Sl. No.	District	(A) Name of ULB	(B) Sewage Status Estimation and Measurement	(C) Sewage Conveyance/Sewers		
			Total Sewage Generation per day (in MLD) (2025)	Targeted Household to be connected to sewers	House Holds connected	Time targets to complete connectivity (gap in connectivity)
(a)	(b)	(c)	(1)	(2)	(3)	(4)
54	Pauri	Kotdwara	19.97	3682	2925	2027
55	Pauri	Pauri	3.70	-	-	-
56	Pauri	Satpuli	0.64	-	-	-
57	Pauri	Srinagar	5.5847	823	823	-
58	Pauri	Swargashram Jonk	0.68	365	360	March-2027
59	Pauri	Thalisen	0.44	-	-	-
60	Pithoragarh	Berinag	1.13	-	-	-
61	Pithoragarh	Dharchula	1.04	513	506	Mar-27
62	Pithoragarh	Didihat	1.17	-	-	-
63	Pithoragarh	Gangoliahat	1.05	-	-	-
64	Pithoragarh	Munsyari	0.79	-	-	-
65	Pithoragarh	Pitthoragarh	9.65	3450	3164	Mar-27
66	Rudraprayag	Agyastmuni	0.97	-	-	-
67	Rudraprayag	Guptkashi	0.45	-	-	-
68	Rudraprayag	Kedarnath	0.09	-	-	-
69	Rudraprayag	Rudraprayag	1.37	-	-	-
70	Rudraparyag	Tilwada	0.35	-	-	-
71	Rudraprayag	Ukimath	0.54	-	-	-
72	Tehri	Chamba	1.54	-	-	-
73	Tehri	Chamiyala	0.74	-	-	-
74	Tehri	Devprayag	0.45	424	424	March-2027
75	Tehri	Gaja	0.31	-	-	-
76	Tehri	Ghansali	1.14	-	-	-

Sl. No.	District	(A) Name of ULB	(B) Sewage Status Estimation and Measurement	(C) Sewage Conveyance/Sewers		
			Total Sewage Generation per day (in MLD) (2025)	Targeted Household to be connected to sewers	House Holds connected	Time targets to complete connectivity (gap in connectivity)
(a)	(b)	(c)	(1)	(2)	(3)	(4)
77	Tehri	Kritinagar	0.44	-	-	-
78	Tehri	Lambgaon	0.16	-	-	-
79	Tehri	Muni Ki Reti-Dhalwala	4.22	2630	2226	Estimate for sewer network is proposed under KfW-II and supposed to be complete in 2029.
80	Tehri	Narendra Nagar	0.97	425	-	March-2027
81	Tehri	Tapovan	0.57	778	773	-
82	Tehri	Tehri	3.54	4023	4006	-
83	US Nagar	Bazpur	4.59	-	-	-
84	US Nagar	Dineshpur	1.75	-	-	-
85	US Nagar	Gadarpur	3.43	-	-	-
86	US Nagar	Gadhinegi	0.81	-	-	-
87	US Nagar	Gularbhoj	1.02	-	-	-
88	US Nagar	Jaspur	8.27	-	-	-
89	US Nagar	Mahua Dabra Haripura	1.08	-	-	-
90	US Nagar	Kashipur	25.90	1128	1128	-
91	US Nagar	Kela Khera	1.61	-	-	-
92	US Nagar	Khatima	11.22	-	-	-
93	US Nagar	Kichha	9.10	-	-	-
94	US Nagar	Lalpur	0.59	-	-	-
95	US Nagar	Mahua Kheraganj	1.85	-	-	-
96	US Nagar	Nagla	1.27	-	-	-

Sl. No.	District	(A) Name of ULB	(B) Sewage Status Estimation and Measurement	(C) Sewage Conveyance/Sewers		
			Total Sewage Generation per day (in MLD) (2025)	Targeted Household to be connected to sewers	House Holds connected	Time targets to complete connectivity (gap in connectivity)
(a)	(b)	(c)	(1)	(2)	(3)	(4)
97	US Nagar	Nanakmatta	1.25	-	-	-
98	US Nagar	Rudrapur	25.89	-	-	-
99	US Nagar	Shaktigarh	1.15	-	-	-
100	US Nagar	Sitarganj	4.59	-	-	-
101	US Nagar	Sultanpur	1.46	-	-	-
102	Uttarkashi	Barkot	1.09	-	-	-
103	Uttarkashi	Chinyalisaur	1.30	-	-	-
104	Uttarkashi	Gangotri	0.02	124	124	-
105	Uttarkashi	Naugaon	0.76	-	-	-
106	Uttarkashi	Purola	1.17	-	-	-
107	Uttarkashi	Uttarkashi	3.99	618	608	-
Total			534.65	225085	176159	

Sl. No.	District	(A) Name of ULB	(D) Drains									
			Sewage and sullage flowing in open drains (Storm water drains / concretised drains / unlined / Katcha drains) (No. of drains)	Name of Drain	Flow in each drain (MLD)	Quality / Characteristics of effluent			Quantity of industrial effluent discharged in drain (MLD)	Final point of discharge of drain	Whether storm water drain is diverted to STP?	Time bound action plan to prevent sewage discharge into drain
						BOD	TSS	FC				
(a)	(b)	(c)	(5)	(6-A)	(6-B)	(7-A)	(7-B)	(7-C)	(8)	(9)	(9-A)	(10)
1	Almora	Almora	-	-	-	-	-	-	NA	-	-	-
2	Almora	Bhikiyasain	-	-	-	-	-	-	NA	-	-	-
3	Almora	Choukhutiya	-	-	-	-	-	-	NA	-	-	-
4	Almora	Dwarahat	-	-	-	-	-	-	NA	-	-	-
5	Almora	Ranikhet	-	-	-	-	-	-	NA	-	-	-

Sl. No.	District	(A) Name of ULB	(D) Drains									
			Sewage and sullage flowing in oper drains (Storm water drains / concretised drains / unlined / Katcha drains) (No. of drains)	Name of Drain	Flow in each drain (MLD)	Quality / Characteristics of effluent			Quantity of industrial effluent discharged in drain (MLD)	Final point of discharge of drain	Whether storm water drain is diverted to STP?	Time bound action plan to prevent sewage discharge into drain
						BOD	TSS	FC				
(a)	(b)	(C)	(5)	(6-A)	(6-B)	(7-A)	(7-B)	(7-C)	(8)	(9)	(9-A)	(10)
6	Bageshwar	Bageshwar	8	Kailkhuriyanala	0.09	68	270	62	NA	Saryu River	No	Under the Namami Gange & State Sector (Nagar) program, a DPR for the STP With Co-treatment Facility has been prepared
				Gawaligairnala	0.12	28	185	90	NA	Saryu River	No	
				Bhatrolanala	0.07	92	110	85	NA	Saryu River	No	
				Dug Bazar Drain	0.05	98	168	90	NA	Saryu River	No	
				Katyur Bazar Drain	0.06	78	116	85	NA	Saryu River	No	
				Narayan dev nala	0.08	50	300	49	NA	Saryu River	No	

Sl. No.	District	(A) Name of ULB	(D) Drains									
			Sewage and sullage flowing in open drains (Storm water drains / concretised drains / unlined / Katcha drains) (No. of drains)	Name of Drain	Flow in each drain (MLD)	Quality / Characteristics of effluent			Quantity of industrial effluent discharged in drain (MLD)	Final point of discharge of drain	Whether storm water drain is diverted to STP?	Time bound action plan to prevent sewage discharge into drain
						BOD	TSS	FC				
(a)	(b)	(c)	(5)	(6-A)	(6-B)	(7-A)	(7-B)	(7-C)	(8)	(9)	(9-A)	(10)
				Bhagirathi Nala	0.30	84	118	50	NA	Saryu River	No	
				Kunti nala	0.25	52	200	48	NA	Saryu River	No	
7	Bageshwar	Garud	-	-	-	-	-	-	NA	-	-	-
8	Bageshwar	Kapkot	-	-	-	-	-	-	NA	-	-	-
9	Chamoli	Badrinath puri	6	Manav Kalyan Ashram Drain	0.350	32.0	165	4500	NA	1 MLD STP	No	-

Sl. No.	District	(A) Name of ULB	(D) Drains									
			Sewage and sullage flowing in open drains (Storm water drains / concretised drains / unlined / Katcha drains) (No. of drains)	Name of Drain	Flow in each drain (MLD)	Quality / Characteristics of effluent			Quantity of industrial effluent discharged in drain (MLD)	Final point of discharge of drain	Whether storm water drain is diverted to STP?	Time bound action plan to prevent sewage discharge into drain
						BOD	TSS	FC				
(a)	(b)	(c)	(5)	(6-A)	(6-B)	(7-A)	(7-B)	(7-C)	(8)	(9)	(9-A)	(10)
				Iron bridge to mandir drain	0.040	25.0	170	2850	NA	0.26 MLD STP	No	-
				BSNL Drain	0.069	96	188	6225	NA		No	-
				Raturi Drain	0.060	76	140	2480	NA		No	-
				Pindadaan Ghat Drain	0.010	45	125	2532	NA		No	-
				Bamni Drain	0.020	38	96	3856	NA		No	-
10	Chamoli		7	-	-	-	-	-	NA	-	-	

Sl. No.	District	(A) Name of ULB	(D) Drains									
			Sewage and sullage flowing in open drains (Storm water drains / concretised drains / unlined / Katcha drains) (No. of drains)	Name of Drain	Flow in each drain (MLD)	Quality / Characteristics of effluent			Quantity of industrial effluent discharged in drain (MLD)	Final point of discharge of drain	Whether storm water drain is diverted to STP?	Time bound action plan to prevent sewage discharge into drain
						BOD	TSS	FC				
(a)	(b)	(c)	(5)	(6-A)	(6-B)	(7-A)	(7-B)	(7-C)	(8)	(9)	(9-A)	(10)
		Chamoli Gopeshwar		Baitrni Kund Drain	0.390	96.0	114	3850.0	NA	1.12 MLD STP	No	-
				Pokhri Bend Drain	1.040	92.0	96	2510	NA	1.25 MLD STP	No	-
				Chamoli Bazar Drain	0.030	124.0	74	3575	NA	0.76 MLD STP	No	-
				Chamoli Alaknanda Ghat Drain	0.020	98.0	94	4840	NA			
				Chamoli Near Bridge Drain	0.020	86.0	114	3980	NA			

Sl. No.	District	(A) Name of ULB	(D) Drains									
			Sewage and sullage flowing in open drains (Storm water drains / concretised drains / unlined / Katcha drains) (No. of drains)	Name of Drain	Flow in each drain (MLD)	Quality / Characteristics of effluent			Quantity of industrial effluent discharged in drain (MLD)	Final point of discharge of drain	Whether storm water drain is diverted to STP?	Time bound action plan to prevent sewage discharge into drain
						BOD	TSS	FC				
(a)	(b)	(c)	(5)	(6-A)	(6-B)	(7-A)	(7-B)	(7-C)	(8)	(9)	(9-A)	(10)
				Kothiyalsain Drain	0.050	62	95	2238	NA			
				Chamoli Old Suspension Bridge Drain	0.030	68	92	1927	NA	0.05 MLD STP	No	-
11	Chamoli	Gairsain	-	-	-	-	-	-	NA	-	-	-
12	Chamoli	Joshimath	5	Tehsil Nala	0.700	21.1	33.5	3300	NA		No	-

Sl. No.	District	(A) Name of ULB	(D) Drains									
			Sewage and sullage flowing in oper drains (Storm water drains / concretised drains / unlined / Katcha drains) (No. of drains)	Name of Drain	Flow in each drain (MLD)	Quality / Characteristics of effluent			Quantity of industrial effluent discharged in drain (MLD)	Final point of discharge of drain	Whether storm water drain is diverted to STP?	Time bound action plan to prevent sewage discharge into drain
						BOD	TSS	FC				
(a)	(b)	(c)	(5)	(6-A)	(6-B)	(7-A)	(7-B)	(7-C)	(8)	(9)	(9-A)	(10)
				Dronagiri Nala	0.421	15.7	21.3	3200	NA	Marwari 2.7 MLD STP		
				Kamet Lodge Nala	1.080	114	188	7352	NA			
				Nav Ganga Nala	0.910	118.0	190	1875.0	NA	Pokhari 1.08 MLD STP	No	
				Gandhi Nagar Nala	0.040	125	165	2225	NA			
13	Chamoli	Gauchar	-	-	-	-	-	-	NA	-	-	-

Sl. No.	District	(A) Name of ULB	(D) Drains									
			Sewage and sullage flowing in open drains (Storm water drains / concretised drains / unlined / Katcha drains) (No. of drains)	Name of Drain	Flow in each drain (MLD)	Quality / Characteristics of effluent			Quantity of industrial effluent discharged in drain (MLD)	Final point of discharge of drain	Whether storm water drain is diverted to STP?	Time bound action plan to prevent sewage discharge into drain
						BOD	TSS	FC				
(a)	(b)	(c)	(5)	(6-A)	(6-B)	(7-A)	(7-B)	(7-C)	(8)	(9)	(9-A)	(10)
14	Chamoli	Karanprayag	7	SBI ATM Nala	0.035	16.8	25.8	33000	NA	0.100 MLD STP	No	-
				Saraswati Shishu Mandir Nala	0.030	16.3	26	280	NA		No	
				Naya Pul Nala	0.024	585.2	812.5	3300	NA	0.050 MLD STP	No	-
				Police Chowki Nala	0.025	40	130	5000	NA	0.050 MLD STP	No	-

Sl. No.	District	(A) Name of ULB	(D) Drains									
			Sewage and sullage flowing in open drains (Storm water drains / concretised drains / unlined / Katcha drains) (No. of drains)	Name of Drain	Flow in each drain (MLD)	Quality / Characteristics of effluent			Quantity of industrial effluent discharged in drain (MLD)	Final point of discharge of drain	Whether storm water drain is diverted to STP?	Time bound action plan to prevent sewage discharge into drain
						BOD	TSS	FC				
(a)	(b)	(c)	(5)	(6-A)	(6-B)	(7-A)	(7-B)	(7-C)	(8)	(9)	(9-A)	(10)
				Subhash Nagar Nala	0.025	76	95	2450	NA	0.050 MLD STP	No	-
				Ward No. 1 Nala	0.030	71.0	102	2110	NA	0.01 MLD STP	No	-
				Ward No. 3 Nala	0.033	68	96	2340	NA			
15	Chamoli	Nandanagar	-	-	-	-	-	-	NA	-	-	-
16	Chamoli	Nandpraya g	3	Water Tank Nala	0.025	68.0	50	1224	NA	0.1 MLD STP	No	-
				Forest Office nala	0.025	74	96	2040	NA			

Sl. No.	District	(A) Name of ULB	(D) Drains									
			Sewage and sullage flowing in open drains (Storm water drains / concretised drains / unlined / Katcha drains) (No. of drains)	Name of Drain	Flow in each drain (MLD)	Quality / Characteristics of effluent			Quantity of industrial effluent discharged in drain (MLD)	Final point of discharge of drain	Whether storm water drain is diverted to STP?	Time bound action plan to prevent sewage discharge into drain
						BOD	TSS	FC				
(a)	(b)	(c)	(5)	(6-A)	(6-B)	(7-A)	(7-B)	(7-C)	(8)	(9)	(9-A)	(10)
				Sangam Road nala	0.025	78.0	104	2281	NA	0.05 MLD STP	No	-
17	Chamoli	Pipalkoti	-	-	-	-	-	-	NA	-	-	-
18	Chamoli	Pokhri	-	-	-	-	-	-	NA	-	-	-
19	Chamoli	Tharali	-	-	-	-	-	-	NA	-	-	-
20	Champawat	Banbasa	5	NH Nala West	0.06	100	108	1.9x10 ^{^2}	NA	Sarda River	No	Under Namami Gange program, DPR for I&D of drains and STP has been
				NH Nala East	0.02	110	98	1.1x10 ^{^2}	NA	Sarda River	No	
				Patanjali Store Nala	0.41	75	96	1.1x10 ^{^2}	NA	Sarda River	No	

Sl. No.	District	(A) Name of ULB	(D) Drains									
			Sewage and sullage flowing in open drains (Storm water drains / concretised drains / unlined / Katcha drains) (No. of drains)	Name of Drain	Flow in each drain (MLD)	Quality / Characteristics of effluent			Quantity of industrial effluent discharged in drain (MLD)	Final point of discharge of drain	Whether storm water drain is diverted to STP?	Time bound action plan to prevent sewage discharge into drain
						BOD	TSS	FC				
(a)	(b)	(c)	(5)	(6-A)	(6-B)	(7-A)	(7-B)	(7-C)	(8)	(9)	(9-A)	(10)
				Ward- 7 Nala	0.06	100	118	2.4x10 ^{^2}	NA	Sarda River	No	prepared and sent for further approval. After approval, minimum 2 years will be required for construction and operationalisation of STPs.
				Sharma Store Nala	0.27	100	93	1.0x10 ^{^2}	NA	Sarda River	No	
21	Champawat	Champawat	16	Police Line Nala	0.02	7	8	under Testing	NA	Sarda River	No	Under Namami

Sl. No.	District	(A) Name of ULB	(D) Drains									
			Sewage and sullage flowing in oper drains (Storm water drains / concretised drains / unlined / Katcha drains) (No. of drains)	Name of Drain	Flow in each drain (MLD)	Quality / Characteristics of effluent			Quantity of industrial effluent discharged in drain (MLD)	Final point of discharge of drain	Whether storm water drain is diverted to STP?	Time bound action plan to prevent sewage discharge into drain
						BOD	TSS	FC				
(a)	(b)	(C)	(5)	(6-A)	(6-B)	(7-A)	(7-B)	(7-C)	(8)	(9)	(9-A)	(10)
				Polytecnic Nala	0.16	4.8	5	under Testing	NA	Sarda River	No	Gange program, DPR for I&D of drains and STP has been prepared and sent for further approval. After approval, minimum 2 years will be required for
				Khatkana Nala	0.79	5.5	6	under Testing	NA	Sarda River	No	
				Kanal Gain Nala	0.13	14	18	70	NA	Sarda River	No	
				Saraswati Sisu Mandir nala	0.14	8	10	under Testing	NA	Sarda River	No	
				Dharam Sil Nala	0.04	9	6	under Testing	NA	Sarda River	No	

Sl. No.	District	(A) Name of ULB	(D) Drains									
			Sewage and sullage flowing in oper drains (Storm water drains / concretised drains / unlined / Katcha drains) (No. of drains)	Name of Drain	Flow in each drain (MLD)	Quality / Characteristics of effluent			Quantity of industrial effluent discharged in drain (MLD)	Final point of discharge of drain	Whether storm water drain is diverted to STP?	Time bound action plan to prevent sewage discharge into drain
						BOD	TSS	FC				
(a)	(b)	(C)	(5)	(6-A)	(6-B)	(7-A)	(7-B)	(7-C)	(8)	(9)	(9-A)	(10)
				BSNL Office Nala	0.06	2.4	4	under Testing	NA	Sarda River	No	construction and operationalisation of STPs.
				Khalkuriya Agency Nala	0.17	2	6	under Testing	NA	Sarda River	No	
				Dungra Sethi Nala	0.06	4.6	9	under Testing	NA	Sarda River	No	
				Bhist Dhaba Nala	0.03	5	27	50	NA	Sarda River	No	
				Udhan Library Nala	0.03	2.4	8	under Testing	NA	Sarda River	No	

Sl. No.	District	(A) Name of ULB	(D) Drains									
			Sewage and sullage flowing in oper drains (Storm water drains / concretised drains / unlined / Katcha drains) (No. of drains)	Name of Drain	Flow in each drain (MLD)	Quality / Characteristics of effluent			Quantity of industrial effluent discharged in drain (MLD)	Final point of discharge of drain	Whether storm water drain is diverted to STP?	Time bound action plan to prevent sewage discharge into drain
						BOD	TSS	FC				
(a)	(b)	(C)	(5)	(6-A)	(6-B)	(7-A)	(7-B)	(7-C)	(8)	(9)	(9-A)	(10)
				Primary Hospital Nala	0.04	2	6	under Testing	NA	Sarda River	No	
				PRDO Office Nala	0.08	2.2	3	under Testing	NA	Sarda River	No	
				Indian Oil Nala	0.12	8.4	8	under Testing	NA	Sarda River	No	
				Nala near Dipteswar Mhadev Mandir	0.03	13	6	under Testing	NA	Sarda River	No	

Sl. No.	District	(A) Name of ULB	(D) Drains									
			Sewage and sullage flowing in open drains (Storm water drains / concretised drains / unlined / Katcha drains) (No. of drains)	Name of Drain	Flow in each drain (MLD)	Quality / Characteristics of effluent			Quantity of industrial effluent discharged in drain (MLD)	Final point of discharge of drain	Whether storm water drain is diverted to STP?	Time bound action plan to prevent sewage discharge into drain
						BOD	TSS	FC				
(a)	(b)	(c)	(5)	(6-A)	(6-B)	(7-A)	(7-B)	(7-C)	(8)	(9)	(9-A)	(10)
				Irrigation Office Nala	0.13	7	4	under Testing	NA	Sarda River	No	
22	Champawat	Lohaghat	16	SSB Nala	0.27	98	116	2.2X10 ^{^3}	NA	Sarda River	No	'Under Namami Gange program, DPR for I&D of drains and STP has been
				Lucky Bakery Nala	0.05	96	128	2.1X10 ^{^3}	NA	Sarda River	No	
				Pandy Hotel Nala	0.1	250	304	2.3X10 ^{^3}	NA	Sarda River	No	

Sl. No.	District	(A) Name of ULB	(D) Drains									
			Sewage and sullage flowing in oper drains (Storm water drains / concretised drains / unlined / Katcha drains) (No. of drains)	Name of Drain	Flow in each drain (MLD)	Quality / Characteristics of effluent			Quantity of industrial effluent discharged in drain (MLD)	Final point of discharge of drain	Whether storm water drain is diverted to STP?	Time bound action plan to prevent sewage discharge into drain
						BOD	TSS	FC				
(a)	(b)	(C)	(5)	(6-A)	(6-B)	(7-A)	(7-B)	(7-C)	(8)	(9)	(9-A)	(10)
				Aditya Restaurant Nala	0.08	390	148	2.5X10 ^{^3}	NA	Sarda River	No	prepared and sent for further approval.After approval,minimum 2 years will be required for construction and operationalisation of STPs.
				Bus Stand Nala	0.14	198	82	2.3X10 ^{^3}	NA	Sarda River	No	
				Gas Station Nala	0.03	152	196	2.2X10 ^{^3}	NA	Sarda River	No	
				Indian Oil Nala	0.17	186	148	2.4X10 ^{^3}	NA	Sarda River	No	
				Shri Gair Nala	0.09	62	108	1.0x10 ^{^2}	NA	Sarda River	No	

Sl. No.	District	(A) Name of ULB	(D) Drains									
			Sewage and sullage flowing in open drains (Storm water drains / concretised drains / unlined / Katcha drains) (No. of drains)	Name of Drain	Flow in each drain (MLD)	Quality / Characteristics of effluent			Quantity of industrial effluent discharged in drain (MLD)	Final point of discharge of drain	Whether storm water drain is diverted to STP?	Time bound action plan to prevent sewage discharge into drain
						BOD	TSS	FC				
(a)	(b)	(c)	(5)	(6-A)	(6-B)	(7-A)	(7-B)	(7-C)	(8)	(9)	(9-A)	(10)
				GGIC Nala	0.01	60	106	1.0x10 ^{^2}	NA	Sarda River	No	
				PWD Nala	0.12	156	184	2.0x10 ^{^2}	NA	Sarda River	No	
				Mina Bazar Nala	0.04	150	124	2.0x10 ^{^2}	NA	Sarda River	No	
				Bagicha Ward Nala	0.18	84	196	1.1x10 ^{^2}	NA	Sarda River	No	
				Omkar Dhoni House Nala	0.01	68	178	1.0x10 ^{^2}	NA	Sarda River	No	

Sl. No.	District	(A) Name of ULB	(D) Drains									
			Sewage and sullage flowing in oper drains (Storm water drains / concretised drains / unlined / Katcha drains) (No. of drains)	Name of Drain	Flow in each drain (MLD)	Quality / Characteristics of effluent			Quantity of industrial effluent discharged in drain (MLD)	Final point of discharge of drain	Whether storm water drain is diverted to STP?	Time bound action plan to prevent sewage discharge into drain
						BOD	TSS	FC				
(a)	(b)	(C)	(5)	(6-A)	(6-B)	(7-A)	(7-B)	(7-C)	(8)	(9)	(9-A)	(10)
				Prakash Sah House Nala	0.01	148	132	2.2X10 ^{^3}	NA	Sarda River	No	
				Dak Bangal-2 Nala	0.06	168	107	2.4X10 ^{^3}	NA	Sarda River	No	
				Dak Bangal-1 Nala	0.04	230	152	2.4X10 ^{^3}	NA	Sarda River	No	
23	Champawat	Pati	-	-	-	-	-	-	NA	-	-	-
24	Champawat	Tanakpur	6	Krishi Mandi Nala	0.22	70	196	2.2x10 ^{^2}	NA	Sarda River	No	'Under Namami

Sl. No.	District	(A) Name of ULB	(D) Drains									
			Sewage and sullage flowing in open drains (Storm water drains / concretised drains / unlined / Katcha drains) (No. of drains)	Name of Drain	Flow in each drain (MLD)	Quality / Characteristics of effluent			Quantity of industrial effluent discharged in drain (MLD)	Final point of discharge of drain	Whether storm water drain is diverted to STP?	Time bound action plan to prevent sewage discharge into drain
						BOD	TSS	FC				
(a)	(b)	(c)	(5)	(6-A)	(6-B)	(7-A)	(7-B)	(7-C)	(8)	(9)	(9-A)	(10)
				Taxi Stand Nala	1.22	110	189	2.5x10 ^{^2}	NA	Sarda River	No	Gange program, DPR for I&D of drains and STP has been prepared and sent for further approval. After approval, minimum 2 years will be required for construction
				Ghat Nala	0.12	60	189	2.4x10 ^{^2}	NA	Sarda River	No	
				North Nala of ward 2	0.24	70	102	2.2x10 ^{^2}	NA	Sarda River	No	
				South Nala ward 2	0.14	70	68	1.8x10 ^{^2}	NA	Sarda River	No	
				Hospital Nala	0.48	50	62	2.0x10 ^{^2}	NA	Sarda River	No	

Sl. No.	District	(A) Name of ULB	(D) Drains									
			Sewage and sullage flowing in open drains (Storm water drains / concretised drains / unlined / Katcha drains) (No. of drains)	Name of Drain	Flow in each drain (MLD)	Quality / Characteristics of effluent			Quantity of industrial effluent discharged in drain (MLD)	Final point of discharge of drain	Whether storm water drain is diverted to STP?	Time bound action plan to prevent sewage discharge into drain
						BOD	TSS	FC				
(a)	(b)	(c)	(5)	(6-A)	(6-B)	(7-A)	(7-B)	(7-C)	(8)	(9)	(9-A)	(10)
												and operationalisation of STPs.
25	Dehradun	Dehradun	1	Nala Sapera Basti	13	43.96	17	4302	NA	Proposed 15 MLD STP	No	Mar-27
26	Dehradun	Doiwala	-	-	-	-	-	-	NA	-	-	-
27	Dehradun	Herbetpur	-	-	-	-	-	-	NA	-	-	-
28	Dehradun	Mussoorie	-	-	-	-	-	-	NA	-	-	-

Sl. No.	District	(A) Name of ULB	(D) Drains									
			Sewage and sullage flowing in open drains (Storm water drains / concretised drains / unlined / Katcha drains) (No. of drains)	Name of Drain	Flow in each drain (MLD)	Quality / Characteristics of effluent			Quantity of industrial effluent discharged in drain (MLD)	Final point of discharge of drain	Whether storm water drain is diverted to STP?	Time bound action plan to prevent sewage discharge into drain
						BOD	TSS	FC				
(a)	(b)	(c)	(5)	(6-A)	(6-B)	(7-A)	(7-B)	(7-C)	(8)	(9)	(9-A)	(10)
29	Dehradun	Rishikesh	4	Sai Ghat Nala (Small drain carrying very low discharge)	0.007	41	73	600	NA	26 MLD STP, Lakkarghat	No	Laying of sewer network is in progress and supposed to be complete in december 2027.
				PWD Nala	2.010	60	80	540	NA		No	
				Saraswati Nala	4.032	57	91	920	NA		No	
				Bangali Basti Nala	2.160	47	101	1070	NA		No	

Sl. No.	District	(A) Name of ULB	(D) Drains									
			Sewage and sullage flowing in open drains (Storm water drains / concretised drains / unlined / Katcha drains) (No. of drains)	Name of Drain	Flow in each drain (MLD)	Quality / Characteristics of effluent			Quantity of industrial effluent discharged in drain (MLD)	Final point of discharge of drain	Whether storm water drain is diverted to STP?	Time bound action plan to prevent sewage discharge into drain
						BOD	TSS	FC				
(a)	(b)	(c)	(5)	(6-A)	(6-B)	(7-A)	(7-B)	(7-C)	(8)	(9)	(9-A)	(10)
30	Dehradun	Selaqui	-	-	-	-	-	-	NA	-	-	-
31	Dehradun	Vikas Nagar	-	-	-	-	-	-	NA	-	-	-
32	Haridwar	Bhagwanpur	-	-	-	-	-	-	NA	-	-	-
33	Haridwar	Dhandera	-	-	-	-	-	-	NA	-	-	-
34	Haridwar	Haridwar	22	Loknath Nala	6.400	8.4	20	72	NA	Jagjitpur, Haridwar	No	-
				Saptasarovar Nala	0.100	141.0	103	2720	NA	Jagjitpur, Haridwar	No	-

Sl. No.	District	(A) Name of ULB	(D) Drains									
			Sewage and sullage flowing in open drains (Storm water drains / concretised drains / unlined / Katcha drains) (No. of drains)	Name of Drain	Flow in each drain (MLD)	Quality / Characteristics of effluent			Quantity of industrial effluent discharged in drain (MLD)	Final point of discharge of drain	Whether storm water drain is diverted to STP?	Time bound action plan to prevent sewage discharge into drain
						BOD	TSS	FC				
(a)	(b)	(c)	(5)	(6-A)	(6-B)	(7-A)	(7-B)	(7-C)	(8)	(9)	(9-A)	(10)
				Bheemgoda Nala	0.970	42.0	90	1752	NA	Jagjitpur, Haridwar	No	–
				Karoli Nala	0.050	not Discharge			NA	Jagjitpur, Haridwar	No	–
				Railway Nala	0.050	41	36	1750	NA	Jagjitpur, Haridwar	No	–
				Karanwal Nala	0.050	not Discharge			NA	Jagjitpur, Haridwar	No	–
				Kangra Mandir Nala	0.130	117	143	2305	NA	Jagjitpur, Haridwar	No	–

Sl. No.	District	(A) Name of ULB	(D) Drains									
			Sewage and sullage flowing in open drains (Storm water drains / concretised drains / unlined / Katcha drains) (No. of drains)	Name of Drain	Flow in each drain (MLD)	Quality / Characteristics of effluent			Quantity of industrial effluent discharged in drain (MLD)	Final point of discharge of drain	Whether storm water drain is diverted to STP?	Time bound action plan to prevent sewage discharge into drain
						BOD	TSS	FC				
(a)	(b)	(c)	(5)	(6-A)	(6-B)	(7-A)	(7-B)	(7-C)	(8)	(9)	(9-A)	(10)
				Nai Sota Nala	0.050	117	127	1700	NA	Jagjitpur, Haridwar	No	-
				Nago ki Haweli Nala	0.050	81	79	1630	NA	Jagjitpur, Haridwar	No	-
				Kushaghat Nala	0.040	102	192	1800	NA	Jagjitpur, Haridwar	No	-
				Laltarao Nala	0.390	18	67	425	NA	Jagjitpur, Haridwar	No	-
				Mayapur Nala	0.260	16	80	547	NA	Jagjitpur, Haridwar	No	-

Sl. No.	District	(A) Name of ULB	(D) Drains									
			Sewage and sullage flowing in open drains (Storm water drains / concretised drains / unlined / Katcha drains) (No. of drains)	Name of Drain	Flow in each drain (MLD)	Quality / Characteristics of effluent			Quantity of industrial effluent discharged in drain (MLD)	Final point of discharge of drain	Whether storm water drain is diverted to STP?	Time bound action plan to prevent sewage discharge into drain
						BOD	TSS	FC				
(a)	(b)	(c)	(5)	(6-A)	(6-B)	(7-A)	(7-B)	(7-C)	(8)	(9)	(9-A)	(10)
				PWD Nala & Tank No. 6 Nala	3.300	67	92	1284	NA	Jagjitpur, Haridwar	No	–
				Devpura Nala	1.000	116	126	2540	NA	Jagjitpur, Haridwar	No	–
				Awasi Vikas Nala	0.750	57	91	1700	NA	Jagjitpur, Haridwar	No	–
				Lal Mandir Nala	0.700	103	214	2760	NA	Jagjitpur, Haridwar	No	–
				Latowali Nala	0.400	53	113	1850	NA	Jagjitpur, Haridwar	No	–

Sl. No.	District	(A) Name of ULB	(D) Drains									
			Sewage and sullage flowing in open drains (Storm water drains / concretised drains / unlined / Katcha drains) (No. of drains)	Name of Drain	Flow in each drain (MLD)	Quality / Characteristics of effluent			Quantity of industrial effluent discharged in drain (MLD)	Final point of discharge of drain	Whether storm water drain is diverted to STP?	Time bound action plan to prevent sewage discharge into drain
						BOD	TSS	FC				
(a)	(b)	(c)	(5)	(6-A)	(6-B)	(7-A)	(7-B)	(7-C)	(8)	(9)	(9-A)	(10)
				Jagjeetpur Nala	0.300	122	127	2634	NA	Jagjitpur, Haridwar	No	-
				Matrisadan Nala	0.700	58	66	1690	NA	Jagjitpur, Haridwar	No	-
				Kasai Nala	14.000	131	213	2184	NA	Sarai, Haridwar	No	-
				Ramrakkha Nala	0.700	26	128	1650	NA	Sarai, Haridwar	No	-
				Pandeywala Nala	16.000	144	252	3846	NA	Sarai, Haridwar	No	-
35	Haridwar	Imlikhera	-	-	-	-	-	-	NA	-	-	-
36	Haridwar	Laksar	-	-	-	-	-	-	NA	-	-	-

Sl. No.	District	(A) Name of ULB	(D) Drains									
			Sewage and sullage flowing in open drains (Storm water drains / concretised drains / unlined / Katcha drains) (No. of drains)	Name of Drain	Flow in each drain (MLD)	Quality / Characteristics of effluent			Quantity of industrial effluent discharged in drain (MLD)	Final point of discharge of drain	Whether storm water drain is diverted to STP?	Time bound action plan to prevent sewage discharge into drain
						BOD	TSS	FC				
(a)	(b)	(c)	(5)	(6-A)	(6-B)	(7-A)	(7-B)	(7-C)	(8)	(9)	(9-A)	(10)
37	Haridwar	Landhaura	-	-	-	-	-	-	NA	-	-	STP 01 No of 8.1 MLD with sewer network in core zone proposed for Manglaur with co-treatment 24 KLD for Landuara & Jhabreda in SBM 2.0 programme March-28
38	Haridwar	Jhabrera	-	-	-	-	-	-	NA	-	-	
39	Haridwar	Manglaur	2	Najarpura Nala	1.8	54	118	under Testing	NA	Proposed 8.1 MLD STP under SBM 2.0.	No	
				Peer garhi Nala	4.1	47	96	under Testing				

Sl. No.	District	(A) Name of ULB	(D) Drains									
			Sewage and sullage flowing in open drains (Storm water drains / concretised drains / unlined / Katcha drains) (No. of drains)	Name of Drain	Flow in each drain (MLD)	Quality / Characteristics of effluent			Quantity of industrial effluent discharged in drain (MLD)	Final point of discharge of drain	Whether storm water drain is diverted to STP?	Time bound action plan to prevent sewage discharge into drain
						BOD	TSS	FC				
(a)	(b)	(c)	(5)	(6-A)	(6-B)	(7-A)	(7-B)	(7-C)	(8)	(9)	(9-A)	(10)
40	Haridwar	Padi Gujjar	-	-	-	-	-	-	NA	-	-	-
41	Haridwar	Piran Kaliyar	-	-	-	-	-	-	NA	-	-	-
42	Haridwar	Rampur	-	-	-	-	-	-	NA	-	-	-
43	Haridwar	Roorkee	13	Pathanpura Nala	1.15	193.30	870.00	1600	NA	River Solani	No	Under the Namami Gange Program, a DPR for the
				Adarsh Nagar Nala-1	0.35	150.00	360.00	1600	NA	River Solani	No	

Sl. No.	District	(A) Name of ULB	(D) Drains									
			Sewage and sullage flowing in open drains (Storm water drains / concretised drains / unlined / Katcha drains) (No. of drains)	Name of Drain	Flow in each drain (MLD)	Quality / Characteristics of effluent			Quantity of industrial effluent discharged in drain (MLD)	Final point of discharge of drain	Whether storm water drain is diverted to STP?	Time bound action plan to prevent sewage discharge into drain
						BOD	TSS	FC				
(a)	(b)	(c)	(5)	(6-A)	(6-B)	(7-A)	(7-B)	(7-C)	(8)	(9)	(9-A)	(10)
				Adarsh Nagar Nala-2	0.50	173.30	320.00	1600	NA	River Solani	No	Interception & Diversion of drains including 14 MLD STP has been prepared and sent to NMCG. The DPR under NMCG review.
				Khanjarpur Nala	9.10	24.00	180.00	1600	NA	River Solani	No	
				Dhobi Gaat Nala	0.89	42.30	127.00	1600	NA	River Solani	No	
				Sot Mohalla Nala-1	1.68	136.40	369.00	1600	NA	River Solani	No	
				Sot Mohalla Nala-2	1.72	166.70	562.00	1600	NA	River Solani	No	

Sl. No.	District	(A) Name of ULB	(D) Drains									
			Sewage and sullage flowing in oper drains (Storm water drains / concretised drains / unlined / Katcha drains) (No. of drains)	Name of Drain	Flow in each drain (MLD)	Quality / Characteristics of effluent			Quantity of industrial effluent discharged in drain (MLD)	Final point of discharge of drain	Whether storm water drain is diverted to STP?	Time bound action plan to prevent sewage discharge into drain
						BOD	TSS	FC				
(a)	(b)	(C)	(5)	(6-A)	(6-B)	(7-A)	(7-B)	(7-C)	(8)	(9)	(9-A)	(10)
				Rampur Chungi Nala	0.40	28.00	121.00	1600	NA	River Solani	No	2 years required for implementation of the project after approval.
				Macchi Mohalla Nala	0.37	79.00	224.00	1600	NA	River Solani	No	
				Bandha Road Nala-1	0.88	266.70	840.00	1600	NA	River Solani	No	
				Bandha Road Nala-2	0.35	300.00	911.00	1600	NA	River Solani	No	

Sl. No.	District	(A) Name of ULB	(D) Drains									
			Sewage and sullage flowing in open drains (Storm water drains / concretised drains / unlined / Katcha drains) (No. of drains)	Name of Drain	Flow in each drain (MLD)	Quality / Characteristics of effluent			Quantity of industrial effluent discharged in drain (MLD)	Final point of discharge of drain	Whether storm water drain is diverted to STP?	Time bound action plan to prevent sewage discharge into drain
						BOD	TSS	FC				
(a)	(b)	(c)	(5)	(6-A)	(6-B)	(7-A)	(7-B)	(7-C)	(8)	(9)	(9-A)	(10)
				Imli Road Nala-1	0.38	280.00	715.00	1600	NA	River Solani	No	
				Imli Road Nala-2	10.26	88.00	528.00	1600	NA	River Solani	No	
44	Haridwar	Shivalik Nagar	-	-	-	-	-	-	NA	-	-	-
45	Haridwar	Sultanpur Adampur	-	-	-	-	-	-	NA	-	-	-
46	Nainital	Bhimtal	-	-	-	-	-	-	NA	-	-	-
47	Nainital	Bhowali	-	-	-	-	-	-	NA	-	-	-

Sl. No.	District	(A) Name of ULB	(D) Drains									
			Sewage and sullage flowing in open drains (Storm water drains / concretised drains / unlined / Katcha drains) (No. of drains)	Name of Drain	Flow in each drain (MLD)	Quality / Characteristics of effluent			Quantity of industrial effluent discharged in drain (MLD)	Final point of discharge of drain	Whether storm water drain is diverted to STP?	Time bound action plan to prevent sewage discharge into drain
						BOD	TSS	FC				
(a)	(b)	(c)	(5)	(6-A)	(6-B)	(7-A)	(7-B)	(7-C)	(8)	(9)	(9-A)	(10)
48	Nainital	Haldwani	2	1- Golcha Compound Nala	0.31	90	83	194	NA	Gaula river (Opposite to Haldwani Railway station)	No	DPR of I&D works of Rajpura & Golcha Compound Nala project is prepared & sent to NMCG, New Delhi for approval of the project.(Expected Time - 2
				2- Rajpura Nala	1.37	107	94	222	NA			

Sl. No.	District	(A) Name of ULB	(D) Drains									
			Sewage and sullage flowing in open drains (Storm water drains / concretised drains / unlined / Katcha drains) (No. of drains)	Name of Drain	Flow in each drain (MLD)	Quality / Characteristics of effluent			Quantity of industrial effluent discharged in drain (MLD)	Final point of discharge of drain	Whether storm water drain is diverted to STP?	Time bound action plan to prevent sewage discharge into drain
						BOD	TSS	FC				
(a)	(b)	(c)	(5)	(6-A)	(6-B)	(7-A)	(7-B)	(7-C)	(8)	(9)	(9-A)	(10)
												years after approval)
49	Nainital	Kaladhungi	-	-	-	-	-	-	NA	-	-	-
50	Nainital	Lalkuan	-	-	-	-	-	-	NA	-	-	-
51	Nainital	Nainital	-	-	-	-	-	-	NA	-	-	-
52	Nainital	Ramnagar	6	Gularghati Nala	0.800	135.00	156	600	NA	1.5 MLD STP	No	N/A
				Transport Nagar Nala	1.800	142	154	400	NA	7 MLD STP	No	
				Kriya Ghat Nala	1.200	136	148	570	NA		No	

Sl. No.	District	(A) Name of ULB	(D) Drains									
			Sewage and sullage flowing in open drains (Storm water drains / concretised drains / unlined / Katcha drains) (No. of drains)	Name of Drain	Flow in each drain (MLD)	Quality / Characteristics of effluent			Quantity of industrial effluent discharged in drain (MLD)	Final point of discharge of drain	Whether storm water drain is diverted to STP?	Time bound action plan to prevent sewage discharge into drain
						BOD	TSS	FC				
(a)	(b)	(C)	(5)	(6-A)	(6-B)	(7-A)	(7-B)	(7-C)	(8)	(9)	(9-A)	(10)
				Phoortal Nala	3.200	140	150	650	NA		No	
				Bharatpuri-Pampapuri Nala	0.064	144	146	600	NA		No	
				Baldiya Padaw Nala	0.052	148	144	470	NA		No	
53	Pauri	Dugaada	-	-	-	-	-	-	NA	-	-	-
54	Pauri	Kotdwara	9	Shivpur Nala	0.020	125	184	1600	NA	21 MLD STP, Kotdwar (Under	No	21 MLD STP, Kotdwar (Under
				Manpur Nala	0.020	72	104	900	NA		No	

Sl. No.	District	(A) Name of ULB	(D) Drains									
			Sewage and sullage flowing in oper drains (Storm water drains / concretised drains / unlined / Katcha drains) (No. of drains)	Name of Drain	Flow in each drain (MLD)	Quality / Characteristics of effluent			Quantity of industrial effluent discharged in drain (MLD)	Final point of discharge of drain	Whether storm water drain is diverted to STP?	Time bound action plan to prevent sewage discharge into drain
						BOD	TSS	FC				
(a)	(b)	(C)	(5)	(6-A)	(6-B)	(7-A)	(7-B)	(7-C)	(8)	(9)	(9-A)	(10)
				Army Canteen Nala	3.110	76	104	900	NA	Construction)	No	Construction) Oct-2027
				Devi Road to Paniyali Nala	0.030	95	82	1600	NA		No	
				Refugee Colony Nala	0.020	66	112	900	NA		No	
				Balasaar Nala	1.100	44	68	900	NA		No	

Sl. No.	District	(A) Name of ULB	(D) Drains									
			Sewage and sullage flowing in open drains (Storm water drains / concretised drains / unlined / Katcha drains) (No. of drains)	Name of Drain	Flow in each drain (MLD)	Quality / Characteristics of effluent			Quantity of industrial effluent discharged in drain (MLD)	Final point of discharge of drain	Whether storm water drain is diverted to STP?	Time bound action plan to prevent sewage discharge into drain
						BOD	TSS	FC				
(a)	(b)	(c)	(5)	(6-A)	(6-B)	(7-A)	(7-B)	(7-C)	(8)	(9)	(9-A)	(10)
				Gadighaat Nala	0.080	80	48	1600	NA		No	
				Madrasi Colony Nala	1.500	54	112	900	NA		No	
				Kashirampur Gaushala Nala	9.510	60	68	900	NA		No	
55	Pauri	Pauri	9	PWD Office to Uppar Forest Nala	0.053	9	12	1.1*10 ^{^2}	NA	Proposed 1 MLD STP under SBM 2.0	No	1 MLD STP with 29 KLD co-treatment Proposed

Sl. No.	District	(A) Name of ULB	(D) Drains									
			Sewage and sullage flowing in oper drains (Storm water drains / concretised drains / unlined / Katcha drains) (No. of drains)	Name of Drain	Flow in each drain (MLD)	Quality / Characteristics of effluent			Quantity of industrial effluent discharged in drain (MLD)	Final point of discharge of drain	Whether storm water drain is diverted to STP?	Time bound action plan to prevent sewage discharge into drain
						BOD	TSS	FC				
(a)	(b)	(C)	(5)	(6-A)	(6-B)	(7-A)	(7-B)	(7-C)	(8)	(9)	(9-A)	(10)
				Civil line (Vishal wedding point) Nala	0.074	9	12	1.1*10 ^{^2}	NA		No	under SBM 2.0 DPR sent to GoUK, March-2028
				Vikash Mall Road Nala	0.111	11	16	1*10 ^{^2}	NA		No	
				Verma Bartan Wala Nala	0.065	11	16	1*10 ^{^2}	NA		No	
				Beside ETC Nala	0.082	2.6	25	1.3*10 ^{^2}	NA		No	

Sl. No.	District	(A) Name of ULB	(D) Drains									
			Sewage and sullage flowing in oper drains (Storm water drains / concretised drains / unlined / Katcha drains) (No. of drains)	Name of Drain	Flow in each drain (MLD)	Quality / Characteristics of effluent			Quantity of industrial effluent discharged in drain (MLD)	Final point of discharge of drain	Whether storm water drain is diverted to STP?	Time bound action plan to prevent sewage discharge into drain
						BOD	TSS	FC				
(a)	(b)	(C)	(5)	(6-A)	(6-B)	(7-A)	(7-B)	(7-C)	(8)	(9)	(9-A)	(10)
				Below Carnal House's Gate Nala	0.09	2.6	25	1.3*10 ^{^2}	NA		No	
				Patwari Chowki Nala	0.09	8.3	25	1.3*10 ^{^2}	NA		No	
				Bus Adda Nala	0.084	11	16	1*10 ^{^2}	NA		No	
				Near Union Bank Nala	0.104	11	16	1*10 ^{^2}	NA		No	

Sl. No.	District	(A) Name of ULB	(D) Drains									
			Sewage and sullage flowing in open drains (Storm water drains / concretised drains / unlined / Katcha drains) (No. of drains)	Name of Drain	Flow in each drain (MLD)	Quality / Characteristics of effluent			Quantity of industrial effluent discharged in drain (MLD)	Final point of discharge of drain	Whether storm water drain is diverted to STP?	Time bound action plan to prevent sewage discharge into drain
						BOD	TSS	FC				
(a)	(b)	(c)	(5)	(6-A)	(6-B)	(7-A)	(7-B)	(7-C)	(8)	(9)	(9-A)	(10)
56	Pauri	Satpuli	3	Dhara Nala	0.190	134.2	160	under Testing	NA	Proposed 1.0 MLD STP with 0.4 KLD co-treatment under SBM 2.0	No	Proposed 1.0 MLD STP with 0.4 KLD co-treatment under SBM 2.0 DPR sent to GoUK, March-2028
				Near Temple Nala	0.240	127.5	150	under Testing	NA		No	
				Near Abhishek Wedding Nala	0.200	143.8	180	under Testing	NA		No	
57	Pauri	Srinagar	19	Kothar Nala	0.700	192	234	>1600	NA	3.5 MLD STP	No	-

Sl. No.	District	(A) Name of ULB	(D) Drains									
			Sewage and sullage flowing in oper drains (Storm water drains / concretised drains / unlined / Katcha drains) (No. of drains)	Name of Drain	Flow in each drain (MLD)	Quality / Characteristics of effluent			Quantity of industrial effluent discharged in drain (MLD)	Final point of discharge of drain	Whether storm water drain is diverted to STP?	Time bound action plan to prevent sewage discharge into drain
						BOD	TSS	FC				
(a)	(b)	(C)	(5)	(6-A)	(6-B)	(7-A)	(7-B)	(7-C)	(8)	(9)	(9-A)	(10)
				New Bus Station Nala	0.308	234	288	>1600	NA		No	-
				Convent School Drain	0.039	178	396	>1600	NA		No	-
				Keshav Rai Math Drain	0.098	140	193	920	NA		No	-
				Police Station Drain	0.046	240	258	>1600	NA		No	-

Sl. No.	District	(A) Name of ULB	(D) Drains									
			Sewage and sullage flowing in oper drains (Storm water drains / concretised drains / unlined / Katcha drains) (No. of drains)	Name of Drain	Flow in each drain (MLD)	Quality / Characteristics of effluent			Quantity of industrial effluent discharged in drain (MLD)	Final point of discharge of drain	Whether storm water drain is diverted to STP?	Time bound action plan to prevent sewage discharge into drain
						BOD	TSS	FC				
(a)	(b)	(c)	(5)	(6-A)	(6-B)	(7-A)	(7-B)	(7-C)	(8)	(9)	(9-A)	(10)
				Balmiki Temple Nala		Dry Conditon			NA		No	-
				Tiwari Mohalla Drain	0.035	173	232	>1600	NA		No	-
				Dam Colony Drain	0.022	236	430	>1600	NA		No	-
				SSB Drain		Dry Conditon			NA		No	-

Sl. No.	District	(A) Name of ULB	(D) Drains									
			Sewage and sullage flowing in oper drains (Storm water drains / concretised drains / unlined / Katcha drains) (No. of drains)	Name of Drain	Flow in each drain (MLD)	Quality / Characteristics of effluent			Quantity of industrial effluent discharged in drain (MLD)	Final point of discharge of drain	Whether storm water drain is diverted to STP?	Time bound action plan to prevent sewage discharge into drain
						BOD	TSS	FC				
(a)	(b)	(C)	(5)	(6-A)	(6-B)	(7-A)	(7-B)	(7-C)	(8)	(9)	(9-A)	(10)
				Kedar Ghat Drain	0.017	188	228	920	NA		No	-
				Pragati Vihar Drain	0.060	142	312	920	NA		No	-
				Hanuman Mandir Drain		Dry Conditon			NA		No	-
				Jal Colony Drain	0.101	88	180	540	NA		No	-

Sl. No.	District	(A) Name of ULB	(D) Drains									
			Sewage and sullage flowing in oper drains (Storm water drains / concretised drains / unlined / Katcha drains) (No. of drains)	Name of Drain	Flow in each drain (MLD)	Quality / Characteristics of effluent			Quantity of industrial effluent discharged in drain (MLD)	Final point of discharge of drain	Whether storm water drain is diverted to STP?	Time bound action plan to prevent sewage discharge into drain
						BOD	TSS	FC				
(a)	(b)	(c)	(5)	(6-A)	(6-B)	(7-A)	(7-B)	(7-C)	(8)	(9)	(9-A)	(10)
				Irrigation Colony Nala		Dry Conditon			NA		No	-
				Mahadev Temple Drain	0.202	196	243	>1600	NA		No	-
				Gas Godwon Drain	0.079	56.0	110	>1600	NA	1.0 MLD STP	No	-
				Bhaktiyana	0.094	62	173	920	NA		No	-

Sl. No.	District	(A) Name of ULB	(D) Drains									
			Sewage and sullage flowing in oper drains (Storm water drains / concretised drains / unlined / Katcha drains) (No. of drains)	Name of Drain	Flow in each drain (MLD)	Quality / Characteristics of effluent			Quantity of industrial effluent discharged in drain (MLD)	Final point of discharge of drain	Whether storm water drain is diverted to STP?	Time bound action plan to prevent sewage discharge into drain
						BOD	TSS	FC				
(a)	(b)	(c)	(5)	(6-A)	(6-B)	(7-A)	(7-B)	(7-C)	(8)	(9)	(9-A)	(10)
				Taulia Nala, Srikot Gangnali	0.042	21	25.6	110	NA	0.05 MLD STP	No	-
				Junior High School Nala, Srikot Gangnali	0.075	20.2	33.5	94	NA	0.075 MLD STP	No	-
58	Pauri	Swargashram Jonk	20	Vanprasath Ashram Nala	0.036	58.1	49	1705	NA	3 MLD existing STP	No	-

Sl. No.	District	(A) Name of ULB	(D) Drains									
			Sewage and sullage flowing in open drains (Storm water drains / concretised drains / unlined / Katcha drains) (No. of drains)	Name of Drain	Flow in each drain (MLD)	Quality / Characteristics of effluent			Quantity of industrial effluent discharged in drain (MLD)	Final point of discharge of drain	Whether storm water drain is diverted to STP?	Time bound action plan to prevent sewage discharge into drain
						BOD	TSS	FC				
(a)	(b)	(c)	(5)	(6-A)	(6-B)	(7-A)	(7-B)	(7-C)	(8)	(9)	(9-A)	(10)
				Near Milan Telecom Nala	0.028	36	26	550	NA		No	-
				Near Geeta Bhawan, Gali No.-3 Nala	0.022	81	64	1810	NA		No	-
				Near Kirmola Village	0.057	22	29	520	NA		No	-

Sl. No.	District	(A) Name of ULB	(D) Drains									
			Sewage and sullage flowing in open drains (Storm water drains / concretised drains / unlined / Katcha drains) (No. of drains)	Name of Drain	Flow in each drain (MLD)	Quality / Characteristics of effluent			Quantity of industrial effluent discharged in drain (MLD)	Final point of discharge of drain	Whether storm water drain is diverted to STP?	Time bound action plan to prevent sewage discharge into drain
						BOD	TSS	FC				
(a)	(b)	(c)	(5)	(6-A)	(6-B)	(7-A)	(7-B)	(7-C)	(8)	(9)	(9-A)	(10)
				Near Parmarth Niketan Nala	0.029	82	112	1886	NA		No	-
				Near Shanta Bhawan Nala	0.058	56	46	1690	NA		No	-
				Near Geeta Bhawan PNB	0.058	52	53	2160	NA		No	-

Sl. No.	District	(A) Name of ULB	(D) Drains									
			Sewage and sullage flowing in oper drains (Storm water drains / concretised drains / unlined / Katcha drains) (No. of drains)	Name of Drain	Flow in each drain (MLD)	Quality / Characteristics of effluent			Quantity of industrial effluent discharged in drain (MLD)	Final point of discharge of drain	Whether storm water drain is diverted to STP?	Time bound action plan to prevent sewage discharge into drain
						BOD	TSS	FC				
(a)	(b)	(c)	(5)	(6-A)	(6-B)	(7-A)	(7-B)	(7-C)	(8)	(9)	(9-A)	(10)
				Near Handicraft emporium	0.072	58	82	2014	NA		No	-
				Near Geeta Bhawan Gali - 1	0.086	50	93	1900	NA		No	-
				Near Ravi Daily Needs Nala	0.086	58	82	1634	NA		No	-
				Near Ganga Hair dresser Nala	0.014	65	104	2000	NA		No	-

Sl. No.	District	(A) Name of ULB	(D) Drains									
			Sewage and sullage flowing in open drains (Storm water drains / concretised drains / unlined / Katcha drains) (No. of drains)	Name of Drain	Flow in each drain (MLD)	Quality / Characteristics of effluent			Quantity of industrial effluent discharged in drain (MLD)	Final point of discharge of drain	Whether storm water drain is diverted to STP?	Time bound action plan to prevent sewage discharge into drain
						BOD	TSS	FC				
(a)	(b)	(c)	(5)	(6-A)	(6-B)	(7-A)	(7-B)	(7-C)	(8)	(9)	(9-A)	(10)
				Near Laxman Jhula SPS Nala	0.014	104	112	3100	NA		No	-
				Back Side of Choti wala Hotel Nala	0.072	123	206	2026	NA		No	-
				Near Shumani Bhavan Nala	0.072	62	69	1756	NA		No	-

Sl. No.	District	(A) Name of ULB	(D) Drains									
			Sewage and sullage flowing in open drains (Storm water drains / concretised drains / unlined / Katcha drains) (No. of drains)	Name of Drain	Flow in each drain (MLD)	Quality / Characteristics of effluent			Quantity of industrial effluent discharged in drain (MLD)	Final point of discharge of drain	Whether storm water drain is diverted to STP?	Time bound action plan to prevent sewage discharge into drain
						BOD	TSS	FC				
(a)	(b)	(c)	(5)	(6-A)	(6-B)	(7-A)	(7-B)	(7-C)	(8)	(9)	(9-A)	(10)
				Near Chouhan Hotel Nala	0.057	70	85	1900	NA		No	-
				Near Baraha Manjil Bhawan Nala	0.043	64	82	1960	NA		No	-
				Near Laxman Jhula Nala	0.021	98	113	2000	NA		No	-

Sl. No.	District	(A) Name of ULB	(D) Drains									
			Sewage and sullage flowing in open drains (Storm water drains / concretised drains / unlined / Katcha drains) (No. of drains)	Name of Drain	Flow in each drain (MLD)	Quality / Characteristics of effluent			Quantity of industrial effluent discharged in drain (MLD)	Final point of discharge of drain	Whether storm water drain is diverted to STP?	Time bound action plan to prevent sewage discharge into drain
						BOD	TSS	FC				
(a)	(b)	(c)	(5)	(6-A)	(6-B)	(7-A)	(7-B)	(7-C)	(8)	(9)	(9-A)	(10)
				Near Narayan Kunj Nala	0.021	66	103	2166	NA		No	-
				Near Laxman Jhula Nala PO Nala	0.028	81	117	2156	NA		No	-
				Sant Seva Ashram Nala	0.057	62	77	1623	NA		No	-
59	Pauri	Thalisen	-	-	-	-	-	-	NA	-	-	-

Sl. No.	District	(A) Name of ULB	(D) Drains									
			Sewage and sullage flowing in open drains (Storm water drains / concretised drains / unlined / Katcha drains) (No. of drains)	Name of Drain	Flow in each drain (MLD)	Quality / Characteristics of effluent			Quantity of industrial effluent discharged in drain (MLD)	Final point of discharge of drain	Whether storm water drain is diverted to STP?	Time bound action plan to prevent sewage discharge into drain
						BOD	TSS	FC				
(a)	(b)	(c)	(5)	(6-A)	(6-B)	(7-A)	(7-B)	(7-C)	(8)	(9)	(9-A)	(10)
60	Pithoragarh	Berinag	-	-	-	-	-	-	NA	-	-	-
61	Pithoragarh	Dharchula	8	Hospital Nala	0.011	150	250	2665	NA	Proposed 2.5 MLD STP with 4 KLD co-treatment (SBM 2.0)	No	-
				Garbiyal Khera Nala	0.017	158	265	2680	NA		No	
				Near Hanuman Temple Nala	0.33	165	241	2590	NA		No	
				Gas Godam Nala	0.53	143	220	2672	NA		No	

Sl. No.	District	(A) Name of ULB	(D) Drains									
			Sewage and sullage flowing in oper drains (Storm water drains / concretised drains / unlined / Katcha drains) (No. of drains)	Name of Drain	Flow in each drain (MLD)	Quality / Characteristics of effluent			Quantity of industrial effluent discharged in drain (MLD)	Final point of discharge of drain	Whether storm water drain is diverted to STP?	Time bound action plan to prevent sewage discharge into drain
						BOD	TSS	FC				
(a)	(b)	(c)	(5)	(6-A)	(6-B)	(7-A)	(7-B)	(7-C)	(8)	(9)	(9-A)	(10)
				Jawahar Singh Stadium Nala	0.1	150	234	2665	NA		No	
				Gwal Gaon Ward Nala-1	0.203	122	180	2605	NA		No	
				Gwal Gaon Ward Nala-2	0.204	130	200	2535	NA		No	
				Gwal Gaon Village Nala	0.15	110	175	2550	NA		No	

Sl. No.	District	(A) Name of ULB	(D) Drains									
			Sewage and sullage flowing in open drains (Storm water drains / concretised drains / unlined / Katcha drains) (No. of drains)	Name of Drain	Flow in each drain (MLD)	Quality / Characteristics of effluent			Quantity of industrial effluent discharged in drain (MLD)	Final point of discharge of drain	Whether storm water drain is diverted to STP?	Time bound action plan to prevent sewage discharge into drain
						BOD	TSS	FC				
(a)	(b)	(c)	(5)	(6-A)	(6-B)	(7-A)	(7-B)	(7-C)	(8)	(9)	(9-A)	(10)
62	Pithoragarh	Didihat	-	-	-	-	-	-	NA	-	-	-
63	Pithoragarh	Gangoliahat	-	-	-	-	-	-	NA	-	-	-
64	Pithoragarh	Munsyari	-	-	-	-	-	-	NA	-	-	-
65	Pithoragarh	Pitthoragarh	-	-	-	-	-	-	NA	-	-	-
66	Rudrapur	Agyastmuni	-	-	-	-	-	-	NA	-	-	-
67	Rudrapur	Guptkashi	-	-	-	-	-	-	NA	-	-	-

Sl. No.	District	(A) Name of ULB	(D) Drains									
			Sewage and sullage flowing in open drains (Storm water drains / concretised drains / unlined / Katcha drains) (No. of drains)	Name of Drain	Flow in each drain (MLD)	Quality / Characteristics of effluent			Quantity of industrial effluent discharged in drain (MLD)	Final point of discharge of drain	Whether storm water drain is diverted to STP?	Time bound action plan to prevent sewage discharge into drain
						BOD	TSS	FC				
(a)	(b)	(c)	(5)	(6-A)	(6-B)	(7-A)	(7-B)	(7-C)	(8)	(9)	(9-A)	(10)
68	Rudraprayag	Kedarnath	-	-	-	-	-	-	NA	-	-	-
69	Rudraprayag	Rudraprayag	8	Near Annop Negi School Nala	Dry				NA		No	-
				Near Rudra Complex Nala	0.073	23.1	35.8	220	NA	0.100 MLD STP	No	-
				Near Bus Stand Nala	0.044	16.7	25.3	280	NA	0.075 MLD STP	No	-

Sl. No.	District	(A) Name of ULB	(D) Drains									
			Sewage and sullage flowing in oper drains (Storm water drains / concretised drains / unlined / Katcha drains) (No. of drains)	Name of Drain	Flow in each drain (MLD)	Quality / Characteristics of effluent			Quantity of industrial effluent discharged in drain (MLD)	Final point of discharge of drain	Whether storm water drain is diverted to STP?	Time bound action plan to prevent sewage discharge into drain
						BOD	TSS	FC				
(a)	(b)	(c)	(5)	(6-A)	(6-B)	(7-A)	(7-B)	(7-C)	(8)	(9)	(9-A)	(10)
				Near State Bank Nala	0.027	85.2	32.1	2300	NA	0.100 MLD STP	No	-
				Near Masjid Nala	0.047	19.4	31.4	170	NA		No	-
				Near Steel Bridge Nala	0.084	81.6	122	2600	NA	0.125 MLD STP	No	-
				Near Syndicate Bank Nala	0.015	28.40	78.20	984.00	NA		No	-
				Balni Nala	0.025	415.2	512	3100	NA	0.050MLD STP	No	-

Sl. No.	District	(A) Name of ULB	(D) Drains									
			Sewage and sullage flowing in oper drains (Storm water drains / concretised drains / unlined / Katcha drains) (No. of drains)	Name of Drain	Flow in each drain (MLD)	Quality / Characteristics of effluent			Quantity of industrial effluent discharged in drain (MLD)	Final point of discharge of drain	Whether storm water drain is diverted to STP?	Time bound action plan to prevent sewage discharge into drain
						BOD	TSS	FC				
(a)	(b)	(c)	(5)	(6-A)	(6-B)	(7-A)	(7-B)	(7-C)	(8)	(9)	(9-A)	(10)
70	Rudraprayag	Tilwada	3	Mayali Road Bus Adda Drain	0.031	20.7	33.8	33	NA	0.1 MLD STP (Under Consturction)	No	0.100 MLD STP undre Construction for Nala Tapping (mar-2027)
				Near Parking Drain	0.036	18.5	30	2300	NA		No	
				Kundi Marg Drain	0.036	20.8	32.1	40	NA		No	
71	Rudraprayag	Ukimath	-	-	-	-	-	-	NA	-	-	-
72	Tehri	Chamba	-	-	-	-	-	-	NA	-	-	-

Sl. No.	District	(A) Name of ULB	(D) Drains									
			Sewage and sullage flowing in open drains (Storm water drains / concretised drains / unlined / Katcha drains) (No. of drains)	Name of Drain	Flow in each drain (MLD)	Quality / Characteristics of effluent			Quantity of industrial effluent discharged in drain (MLD)	Final point of discharge of drain	Whether storm water drain is diverted to STP?	Time bound action plan to prevent sewage discharge into drain
						BOD	TSS	FC				
(a)	(b)	(c)	(5)	(6-A)	(6-B)	(7-A)	(7-B)	(7-C)	(8)	(9)	(9-A)	(10)
73	Tehri	Chamiyala	-	-	-	-	-	-	NA	-	-	-
74	Tehri	Devprayag	4	Saraswati Nala (From Sulabh)	0.055	17	26.1	47	NA	75 KLD STP	No	-
				Sangam Bazar 1	dry No Flow due to Sewer network			NA	150 KLD STP	No	-	
				Sangam Bazar 2	dry No Flow due to Sewer network			NA		No		
				Bah Bazar	0.029	10.0	12	220	NA	1.4 MLD STP	No	-

Sl. No.	District	(A) Name of ULB	(D) Drains									
			Sewage and sullage flowing in open drains (Storm water drains / concretised drains / unlined / Katcha drains) (No. of drains)	Name of Drain	Flow in each drain (MLD)	Quality / Characteristics of effluent			Quantity of industrial effluent discharged in drain (MLD)	Final point of discharge of drain	Whether storm water drain is diverted to STP?	Time bound action plan to prevent sewage discharge into drain
						BOD	TSS	FC				
(a)	(b)	(c)	(5)	(6-A)	(6-B)	(7-A)	(7-B)	(7-C)	(8)	(9)	(9-A)	(10)
75	Tehri	Gaja	-	-	-	-	-	-	NA	-	-	-
76	Tehri	Ghansali	-	-	-	-	-	-	NA	-	-	-
77	Tehri	Kritinagar	2	0.05 MLD STP Kirtinagar (Near the New Bridge)	0.025	10.0	11	220	NA	0.05 MLD STP	No	-

Sl. No.	District	(A) Name of ULB	(D) Drains									
			Sewage and sullage flowing in open drains (Storm water drains / concretised drains / unlined / Katcha drains) (No. of drains)	Name of Drain	Flow in each drain (MLD)	Quality / Characteristics of effluent			Quantity of industrial effluent discharged in drain (MLD)	Final point of discharge of drain	Whether storm water drain is diverted to STP?	Time bound action plan to prevent sewage discharge into drain
						BOD	TSS	FC				
(a)	(b)	(c)	(5)	(6-A)	(6-B)	(7-A)	(7-B)	(7-C)	(8)	(9)	(9-A)	(10)
				0.01 MLD STP Kirtinagar (Near the Old Bridge)	0.010	9.6	10	170	NA	0.01 MLD STP	No	-
78	Tehri	Lambgaon	-	-	-	-	-	-	NA	-	-	-
79	Tehri	Muni Ki Reti-Dhalwala	16	Darshan Maha Vidhalya Nala	0.036	56	120	740	NA	5 MLD STP	No	Estimate for sewer network is proposed under KfW-II

Sl. No.	District	(A) Name of ULB	(D) Drains									
			Sewage and sullage flowing in oper drains (Storm water drains / concretised drains / unlined / Katcha drains) (No. of drains)	Name of Drain	Flow in each drain (MLD)	Quality / Characteristics of effluent			Quantity of industrial effluent discharged in drain (MLD)	Final point of discharge of drain	Whether storm water drain is diverted to STP?	Time bound action plan to prevent sewage discharge into drain
						BOD	TSS	FC				
(a)	(b)	(C)	(5)	(6-A)	(6-B)	(7-A)	(7-B)	(7-C)	(8)	(9)	(9-A)	(10)
				Pracheen Hanuman Mandir Nala	0.036	65	110	900	NA		No	and supposed to be complete in 2029.
				Sarwajanik Sochalya Nala	0.036	75	125	1200	NA		No	
				Asian Gems and Handicraft	0.022	58	140	950	NA		No	

Sl. No.	District	(A) Name of ULB	(D) Drains									
			Sewage and sullage flowing in open drains (Storm water drains / concretised drains / unlined / Katcha drains) (No. of drains)	Name of Drain	Flow in each drain (MLD)	Quality / Characteristics of effluent			Quantity of industrial effluent discharged in drain (MLD)	Final point of discharge of drain	Whether storm water drain is diverted to STP?	Time bound action plan to prevent sewage discharge into drain
						BOD	TSS	FC				
(a)	(b)	(c)	(5)	(6-A)	(6-B)	(7-A)	(7-B)	(7-C)	(8)	(9)	(9-A)	(10)
				Police Guest House Nala	0.038	50	108	630	NA		No	
				Shivanand Bhawan Nala	0.072	71	95	910	NA		No	
				PWD Guest House Nala	0.086	56	105	890	NA		No	
				Nav Ghat Nala	0.002	62	95	810	NA		No	

Sl. No.	District	(A) Name of ULB	(D) Drains									
			Sewage and sullage flowing in oper drains (Storm water drains / concretised drains / unlined / Katcha drains) (No. of drains)	Name of Drain	Flow in each drain (MLD)	Quality / Characteristics of effluent			Quantity of industrial effluent discharged in drain (MLD)	Final point of discharge of drain	Whether storm water drain is diverted to STP?	Time bound action plan to prevent sewage discharge into drain
						BOD	TSS	FC				
(a)	(b)	(C)	(5)	(6-A)	(6-B)	(7-A)	(7-B)	(7-C)	(8)	(9)	(9-A)	(10)
				Omkaranand public Ghat nala	0.043	55	98	920	NA		No	
				Khara sroat nala (Monsoon Nala)	0.144	52	104	880	NA		No	
				Muni Ki Reti Parking Nala	0.220	91	155.9	1600.00	NA		No	

Sl. No.	District	(A) Name of ULB	(D) Drains									
			Sewage and sullage flowing in open drains (Storm water drains / concretised drains / unlined / Katcha drains) (No. of drains)	Name of Drain	Flow in each drain (MLD)	Quality / Characteristics of effluent			Quantity of industrial effluent discharged in drain (MLD)	Final point of discharge of drain	Whether storm water drain is diverted to STP?	Time bound action plan to prevent sewage discharge into drain
						BOD	TSS	FC				
(a)	(b)	(c)	(5)	(6-A)	(6-B)	(7-A)	(7-B)	(7-C)	(8)	(9)	(9-A)	(10)
				Ganga Resort Nala	0.140	91	155.9	1600.00	NA		No	
				Dhalwala Nala (Natural water source)	7.200	15.00	25.00	48.00	NA	7.50 MLD STP	No	
				Chandreshwar Nala	0.140	61.82	124.58	689.00	NA		No	
				Shamshan Ghat Nala	0.280	61.82	124.58	689.00	NA		No	

Sl. No.	District	(A) Name of ULB	(D) Drains									
			Sewage and sullage flowing in open drains (Storm water drains / concretised drains / unlined / Katcha drains) (No. of drains)	Name of Drain	Flow in each drain (MLD)	Quality / Characteristics of effluent			Quantity of industrial effluent discharged in drain (MLD)	Final point of discharge of drain	Whether storm water drain is diverted to STP?	Time bound action plan to prevent sewage discharge into drain
						BOD	TSS	FC				
(a)	(b)	(c)	(5)	(6-A)	(6-B)	(7-A)	(7-B)	(7-C)	(8)	(9)	(9-A)	(10)
				Near Ganga Vatika Nala	0.216	108	65	280	NA	300 KLD STP, Muni ki Reti (Under Construction)- Dec 2026	No	
80	Tehri	Narendra Nagar	-	-	-	-	-	-	NA	-	-	-

Sl. No.	District	(A) Name of ULB	(D) Drains									
			Sewage and sullage flowing in open drains (Storm water drains / concretised drains / unlined / Katcha drains) (No. of drains)	Name of Drain	Flow in each drain (MLD)	Quality / Characteristics of effluent			Quantity of industrial effluent discharged in drain (MLD)	Final point of discharge of drain	Whether storm water drain is diverted to STP?	Time bound action plan to prevent sewage discharge into drain
						BOD	TSS	FC				
(a)	(b)	(c)	(5)	(6-A)	(6-B)	(7-A)	(7-B)	(7-C)	(8)	(9)	(9-A)	(10)
81	Tehri	Tapovan	5	Kothari Tirath Niwas Nala	0.014	10.0	12	220	NA	3.5 MLD STP	No	-
				Sri Ram Ashram Nala	0.014	40	53	1620	NA		No	
				Lupin herbal center Nala	0.028	38	32	451	NA		No	
				Sachha Dham Nala	0.288	118	72	2950	NA		No	

Sl. No.	District	(A) Name of ULB	(D) Drains									
			Sewage and sullage flowing in open drains (Storm water drains / concretised drains / unlined / Katcha drains) (No. of drains)	Name of Drain	Flow in each drain (MLD)	Quality / Characteristics of effluent			Quantity of industrial effluent discharged in drain (MLD)	Final point of discharge of drain	Whether storm water drain is diverted to STP?	Time bound action plan to prevent sewage discharge into drain
						BOD	TSS	FC				
(a)	(b)	(c)	(5)	(6-A)	(6-B)	(7-A)	(7-B)	(7-C)	(8)	(9)	(9-A)	(10)
				Kailashnand Nala	0.042	82	64	2211	NA		No	
82	Tehri	Tehri	-	-	-	-	-	-	NA	-	-	-
83	US Nagar	Bazpur	1	Ghoga nala	6.800	80	976	16×10^3	NA	10 MLD STP	No	-
84	US Nagar	Dineshpur	-	-	-	-	-	-	NA	-	-	-
85	US Nagar	Gadarpur	-	-	-	-	-	-	NA	-	-	-
86	US Nagar	Gadhinegi	-	-	-	-	-	-	NA	-	-	-
87	US Nagar	Gularbhoj	-	-	-	-	-	-	NA	-	-	-
88	US Nagar	Jaspur	8	Taxi Stand Nala	1.260	30.2	20	10×10^2	NA	Proposed 6.50 MLD	No	6.5 MLD STP at Jaspur with

Sl. No.	District	(A) Name of ULB	(D) Drains									
			Sewage and sullage flowing in oper drains (Storm water drains / concretised drains / unlined / Katcha drains) (No. of drains)	Name of Drain	Flow in each drain (MLD)	Quality / Characteristics of effluent			Quantity of industrial effluent discharged in drain (MLD)	Final point of discharge of drain	Whether storm water drain is diverted to STP?	Time bound action plan to prevent sewage discharge into drain
						BOD	TSS	FC				
(a)	(b)	(C)	(5)	(6-A)	(6-B)	(7-A)	(7-B)	(7-C)	(8)	(9)	(9-A)	(10)
				GGIC Nala	0.070	30.2	20	10x10 ²	NA	STP under SBM 2.0	No	20.62 KLD co-treatment (cluster town Mahuadabra) proposed under SBM 2.0 DPR sent to GoUK, March-2028
				Kali Mandir Nala	1.160	57.1	18	10x10 ⁴	NA		No	
				Govt. Hospital Nala 1	0.090	26.6	28	10x10 ³	NA		No	
				Govt. Hospital Nala 2	0.090	26.60	28	10x10 ³	NA		No	
				Ward 4/7 Nala	0.620	50.4	16	10x10 ³	NA		No	

Sl. No.	District	(A) Name of ULB	(D) Drains									
			Sewage and sullage flowing in open drains (Storm water drains / concretised drains / unlined / Katcha drains) (No. of drains)	Name of Drain	Flow in each drain (MLD)	Quality / Characteristics of effluent			Quantity of industrial effluent discharged in drain (MLD)	Final point of discharge of drain	Whether storm water drain is diverted to STP?	Time bound action plan to prevent sewage discharge into drain
						BOD	TSS	FC				
(a)	(b)	(c)	(5)	(6-A)	(6-B)	(7-A)	(7-B)	(7-C)	(8)	(9)	(9-A)	(10)
				Idgha Nala	1.130	47.1	10	10×10^3	NA		No	
				Nala Towards Kashipur	0.020	9.28	36	10×10^2	NA		No	
89	US Nagar	Mahua Dabra Haripura	-	-	-	-	-	-	NA	-	-	
90	US Nagar	Kashipur	11	Gabiya nala	5.540	130	152	7×10^3	NA	10 MLD STP	No	-

Sl. No.	District	(A) Name of ULB	(D) Drains									
			Sewage and sullage flowing in oper drains (Storm water drains / concretised drains / unlined / Katcha drains) (No. of drains)	Name of Drain	Flow in each drain (MLD)	Quality / Characteristics of effluent			Quantity of industrial effluent discharged in drain (MLD)	Final point of discharge of drain	Whether storm water drain is diverted to STP?	Time bound action plan to prevent sewage discharge into drain
						BOD	TSS	FC				
(a)	(b)	(c)	(5)	(6-A)	(6-B)	(7-A)	(7-B)	(7-C)	(8)	(9)	(9-A)	(10)
				Ice factory nala	1.560	120	158	7x10 ³	NA		No	
				hempur ismail nala 1	0.420	20	270	7x10 ³	NA	2 MLD STP	No	
				hempur ismail nala 2	0.420	520	356	6x10 ³	NA		No	
				Beljudi nala	0.144	62	170	5x10 ³	NA	500 KLD STP	No	

Sl. No.	District	(A) Name of ULB	(D) Drains									
			Sewage and sullage flowing in oper drains (Storm water drains / concretised drains / unlined / Katcha drains) (No. of drains)	Name of Drain	Flow in each drain (MLD)	Quality / Characteristics of effluent			Quantity of industrial effluent discharged in drain (MLD)	Final point of discharge of drain	Whether storm water drain is diverted to STP?	Time bound action plan to prevent sewage discharge into drain
						BOD	TSS	FC				
(a)	(b)	(C)	(5)	(6-A)	(6-B)	(7-A)	(7-B)	(7-C)	(8)	(9)	(9-A)	(10)
				Gularia nala 01	0.060	26	55	5x10 ³	NA	300 KLD STP	No	
				Gularia nala 02	0.035	20	45	3x10 ³	NA		No	
				Mukundpur nala 01	0.036	234	273	6x10 ³	NA	500 KLD STP	No	
				Mukundpur nala 02	0.064	234	273	6x10 ³	NA		No	
				Mukundpur nala 03	0.006	234	273	6x10 ³	NA		No	

Sl. No.	District	(A) Name of ULB	(D) Drains									
			Sewage and sullage flowing in oper drains (Storm water drains / concretised drains / unlined / Katcha drains) (No. of drains)	Name of Drain	Flow in each drain (MLD)	Quality / Characteristics of effluent			Quantity of industrial effluent discharged in drain (MLD)	Final point of discharge of drain	Whether storm water drain is diverted to STP?	Time bound action plan to prevent sewage discharge into drain
						BOD	TSS	FC				
(a)	(b)	(c)	(5)	(6-A)	(6-B)	(7-A)	(7-B)	(7-C)	(8)	(9)	(9-A)	(10)
				Jaspur khurd nala	0.660	28	135	3x10 ³	NA	1 MLD STP	No	
91	US Nagar	Kela Khera	-	-	-	-	-	-	NA	-	-	-
92	US Nagar	Khatima	-	-	-	-	-	-	NA	-	-	-
93	US Nagar	Kichha	6	Drain No 01	0.242	40.5	25	16x10 ³	NA	3 MLD STP	No	-
				Bankhandi mandir nala (L)	0.091	40.5	25		NA		No	

Sl. No.	District	(A) Name of ULB	(D) Drains									
			Sewage and sullage flowing in oper drains (Storm water drains / concretised drains / unlined / Katcha drains) (No. of drains)	Name of Drain	Flow in each drain (MLD)	Quality / Characteristics of effluent			Quantity of industrial effluent discharged in drain (MLD)	Final point of discharge of drain	Whether storm water drain is diverted to STP?	Time bound action plan to prevent sewage discharge into drain
						BOD	TSS	FC				
(a)	(b)	(C)	(5)	(6-A)	(6-B)	(7-A)	(7-B)	(7-C)	(8)	(9)	(9-A)	(10)
				Bankhandi mandir nala (R)	0.050	40.5	25		NA		No	
				Shiv mandir nala (L)	0.118	40.5	25		NA		No	
				Shiv mandir nala (R)	0.177	40.5	25		NA		No	
				Shiv nagar mandi nala	0.315	40.5	25		NA		No	

Sl. No.	District	(A) Name of ULB	(D) Drains									
			Sewage and sullage flowing in open drains (Storm water drains / concretised drains / unlined / Katcha drains) (No. of drains)	Name of Drain	Flow in each drain (MLD)	Quality / Characteristics of effluent			Quantity of industrial effluent discharged in drain (MLD)	Final point of discharge of drain	Whether storm water drain is diverted to STP?	Time bound action plan to prevent sewage discharge into drain
						BOD	TSS	FC				
(a)	(b)	(c)	(5)	(6-A)	(6-B)	(7-A)	(7-B)	(7-C)	(8)	(9)	(9-A)	(10)
94	US Nagar	Lalpur	-	-	-	-	-	-	NA	-	-	-
95	US Nagar	Mahua Kheraganj	-	-	-	-	-	-	NA	-	-	-
96	US Nagar	Nagla	-	-	-	-	-	-	NA	-	-	-
97	US Nagar	Nanakmatta	-	-	-	-	-	-	NA	-	-	-
98	US Nagar	Rudrapur	22	Atariya Mela Nala	0.23	14	Under	540	NA	Proposed 39 MLD STP	No	DPR for I&D of Drain and 39 MLD STP

Sl. No.	District	(A) Name of ULB	(D) Drains										
			Sewage and sullage flowing in oper drains (Storm water drains / concretised drains / unlined / Katcha drains) (No. of drains)	Name of Drain	Flow in each drain (MLD)	Quality / Characteristics of effluent			Quantity of industrial effluent discharged in drain (MLD)	Final point of discharge of drain	Whether storm water drain is diverted to STP?	Time bound action plan to prevent sewage discharge into drain	
						BOD	TSS	FC					
(a)	(b)	(C)	(5)	(6-A)	(6-B)	(7-A)	(7-B)	(7-C)	(8)	(9)	(9-A)	(10)	
							Testing					is submitted to NMCG under NAMAMI GANGE	
				Atariya Nalla ward No 6	3.22	5.2	Under Testing	280	NA		No		
				Near Atyariya bridge Nala	0.51	16	516	1600	NA		No		
				Mukhajeena gar nala	0.93	11	Under	540	NA		No		

Sl. No.	District	(A) Name of ULB	(D) Drains									
			Sewage and sullage flowing in open drains (Storm water drains / concretised drains / unlined / Katcha drains) (No. of drains)	Name of Drain	Flow in each drain (MLD)	Quality / Characteristics of effluent			Quantity of industrial effluent discharged in drain (MLD)	Final point of discharge of drain	Whether storm water drain is diverted to STP?	Time bound action plan to prevent sewage discharge into drain
						BOD	TSS	FC				
(a)	(b)	(c)	(5)	(6-A)	(6-B)	(7-A)	(7-B)	(7-C)	(8)	(9)	(9-A)	(10)
							Testing					
				Machhliwala Nala	5.27	22	Under Testing	1600	NA		No	
				SamsaanGhat Nalla	3.22	24	Under Testing	1600	NA		No	

Sl. No.	District	(A) Name of ULB	(D) Drains									
			Sewage and sullage flowing in oper drains (Storm water drains / concretised drains / unlined / Katcha drains) (No. of drains)	Name of Drain	Flow in each drain (MLD)	Quality / Characteristics of effluent			Quantity of industrial effluent discharged in drain (MLD)	Final point of discharge of drain	Whether storm water drain is diverted to STP?	Time bound action plan to prevent sewage discharge into drain
						BOD	TSS	FC				
(a)	(b)	(c)	(5)	(6-A)	(6-B)	(7-A)	(7-B)	(7-C)	(8)	(9)	(9-A)	(10)
				Brihaspati Mandirwala Nalla	2.59	7.1	Under Testing	540	NA		No	
				Shiv Nagar Nalla	0.04	12	Under Testing	920	NA		No	
				Shiv Nagar Iron Bridge Nalla	0.06	7	Under Testing	350	NA		No	

Sl. No.	District	(A) Name of ULB	(D) Drains									
			Sewage and sullage flowing in oper drains (Storm water drains / concretised drains / unlined / Katcha drains) (No. of drains)	Name of Drain	Flow in each drain (MLD)	Quality / Characteristics of effluent			Quantity of industrial effluent discharged in drain (MLD)	Final point of discharge of drain	Whether storm water drain is diverted to STP?	Time bound action plan to prevent sewage discharge into drain
						BOD	TSS	FC				
(a)	(b)	(c)	(5)	(6-A)	(6-B)	(7-A)	(7-B)	(7-C)	(8)	(9)	(9-A)	(10)
				Ravindra Nagar Wala Nalla	0.04	62	Under Testing	1600	NA		No	
				Kali Mandir Nalla Ravindrana gar	0.16	4.7	Under Testing	210	NA		No	
				Ravindra Nagar Maidan Wala Nalla	0.29	19	Under Testing	1600	NA		No	

Sl. No.	District	(A) Name of ULB	(D) Drains									
			Sewage and sullage flowing in oper drains (Storm water drains / concretised drains / unlined / Katcha drains) (No. of drains)	Name of Drain	Flow in each drain (MLD)	Quality / Characteristics of effluent			Quantity of industrial effluent discharged in drain (MLD)	Final point of discharge of drain	Whether storm water drain is diverted to STP?	Time bound action plan to prevent sewage discharge into drain
						BOD	TSS	FC				
(a)	(b)	(c)	(5)	(6-A)	(6-B)	(7-A)	(7-B)	(7-C)	(8)	(9)	(9-A)	(10)
				Shiv Nagar Wala Nalla	0.04	12	Under Testing	430	NA		No	
				Shiv Nagar Nalla	0.04	36	Under Testing	920	NA		No	
				Shiv Nagar Khateko Nalla	0.04	92	Under Testing	1600	NA		No	

Sl. No.	District	(A) Name of ULB	(D) Drains									
			Sewage and sullage flowing in oper drains (Storm water drains / concretised drains / unlined / Katcha drains) (No. of drains)	Name of Drain	Flow in each drain (MLD)	Quality / Characteristics of effluent			Quantity of industrial effluent discharged in drain (MLD)	Final point of discharge of drain	Whether storm water drain is diverted to STP?	Time bound action plan to prevent sewage discharge into drain
						BOD	TSS	FC				
(a)	(b)	(c)	(5)	(6-A)	(6-B)	(7-A)	(7-B)	(7-C)	(8)	(9)	(9-A)	(10)
				Khatiko Nalla	0.16	8.2	Under Testing	920	NA		No	
				DD Chowk Wala Nalla	2	9.1	Under Testing	1600	NA		No	
				Roadways Wala Nalla	0.16	Under Testing	Under Testing	Under Testing	NA		No	

Sl. No.	District	(A) Name of ULB	(D) Drains									
			Sewage and sullage flowing in oper drains (Storm water drains / concretised drains / unlined / Katcha drains) (No. of drains)	Name of Drain	Flow in each drain (MLD)	Quality / Characteristics of effluent			Quantity of industrial effluent discharged in drain (MLD)	Final point of discharge of drain	Whether storm water drain is diverted to STP?	Time bound action plan to prevent sewage discharge into drain
						BOD	TSS	FC				
(a)	(b)	(c)	(5)	(6-A)	(6-B)	(7-A)	(7-B)	(7-C)	(8)	(9)	(9-A)	(10)
				Dariya Nagar Wala Nalla	0.23	112	Under Testing	1600	NA		No	
				Meat Market Wala Nalla	6.26	5.1	Under Testing	350	NA		No	
				Kali Mandir Nalla Rampura	1.11	261	454	1600	NA		No	

Sl. No.	District	(A) Name of ULB	(D) Drains									
			Sewage and sullage flowing in open drains (Storm water drains / concretised drains / unlined / Katcha drains) (No. of drains)	Name of Drain	Flow in each drain (MLD)	Quality / Characteristics of effluent			Quantity of industrial effluent discharged in drain (MLD)	Final point of discharge of drain	Whether storm water drain is diverted to STP?	Time bound action plan to prevent sewage discharge into drain
						BOD	TSS	FC				
(a)	(b)	(c)	(5)	(6-A)	(6-B)	(7-A)	(7-B)	(7-C)	(8)	(9)	(9-A)	(10)
				Rampura Nalla	2	13	Under Testing	920	NA		No	
99	US Nagar	Shaktigarh	-	-	-	-	-	-	NA	-	-	-
100	US Nagar	Sitarganj	1	Odheri nala	1.160	48	20	Under Testing	NA	3 MLD STP sitarganj under trial run	No	
101	US Nagar	Sultanpur	-	-	-	-	-	-	NA	-	-	-

Sl. No.	District	(A) Name of ULB	(D) Drains									
			Sewage and sullage flowing in open drains (Storm water drains / concretised drains / unlined / Katcha drains) (No. of drains)	Name of Drain	Flow in each drain (MLD)	Quality / Characteristics of effluent			Quantity of industrial effluent discharged in drain (MLD)	Final point of discharge of drain	Whether storm water drain is diverted to STP?	Time bound action plan to prevent sewage discharge into drain
						BOD	TSS	FC				
(a)	(b)	(c)	(5)	(6-A)	(6-B)	(7-A)	(7-B)	(7-C)	(8)	(9)	(9-A)	(10)
102	Uttarkashi	Barkot	5	Drain-1 near necklace moon hotel	0.1692	95.00	210.00	170.00	NA	Proposed 2.25 MLD, 0.7 MLD STPs	No	2 nos STPs 2.95 MLD (2.25 MLD & 0.7 MLD) are proposed under SBM 2.0 DPR sent to GoUK, March-2028
				Drain-2 near taxi stand	0.2308	90.00	211.00	165.00	NA		No	
				Drain-3 near raturi chakki ITI road	0.0846	95.00	236.00	185.00	NA		No	

Sl. No.	District	(A) Name of ULB	(D) Drains									
			Sewage and sullage flowing in open drains (Storm water drains / concretised drains / unlined / Katcha drains) (No. of drains)	Name of Drain	Flow in each drain (MLD)	Quality / Characteristics of effluent			Quantity of industrial effluent discharged in drain (MLD)	Final point of discharge of drain	Whether storm water drain is diverted to STP?	Time bound action plan to prevent sewage discharge into drain
						BOD	TSS	FC				
(a)	(b)	(c)	(5)	(6-A)	(6-B)	(7-A)	(7-B)	(7-C)	(8)	(9)	(9-A)	(10)
				Drain-4 near DIET	0.7308	96.00	234.00	175.00	NA		No	
				Drain-5 near maa yamunotri hotel	0.4076	110.00	225.00	195.00	NA		No	
103	Uttarkashi	Chinyalisar	-	-	-	-	-	-	NA	-	-	-

Sl. No.	District	(A) Name of ULB	(D) Drains									
			Sewage and sullage flowing in open drains (Storm water drains / concretised drains / unlined / Katcha drains) (No. of drains)	Name of Drain	Flow in each drain (MLD)	Quality / Characteristics of effluent			Quantity of industrial effluent discharged in drain (MLD)	Final point of discharge of drain	Whether storm water drain is diverted to STP?	Time bound action plan to prevent sewage discharge into drain
						BOD	TSS	FC				
(a)	(b)	(c)	(5)	(6-A)	(6-B)	(7-A)	(7-B)	(7-C)	(8)	(9)	(9-A)	(10)
104	Uttarkashi	Gangotri	-	-	-	-	-	-	NA	-	No	-
105	Uttarkashi	Naugaon	-	-	-	-	-	-	NA	-	No	-
106	Uttarkashi	Purola	8	Drain-1 near purola gaon	0.1426	70	301	176	NA	proposed 1.25 MLD STP under SBM 2.0	No	1.25 MLD STP with 6.2 KLD co-treatment unit is proposed under SBM
				Drain-2 near PWD nalla	0.2448	73	170	185	NA		No	

Sl. No.	District	(A) Name of ULB	(D) Drains									
			Sewage and sullage flowing in oper drains (Storm water drains / concretised drains / unlined / Katcha drains) (No. of drains)	Name of Drain	Flow in each drain (MLD)	Quality / Characteristics of effluent			Quantity of industrial effluent discharged in drain (MLD)	Final point of discharge of drain	Whether storm water drain is diverted to STP?	Time bound action plan to prevent sewage discharge into drain
						BOD	TSS	FC				
(a)	(b)	(C)	(5)	(6-A)	(6-B)	(7-A)	(7-B)	(7-C)	(8)	(9)	(9-A)	(10)
				Drain-3 near court road	0.1037	90	190	162	NA		No	2.0, DPR sent GoUK , March-2028
				Drain-4 near chada khad	0.0158	95	210	210	NA		No	
				Drain-5 near bridge left bank	0.029	85	215	199	NA		No	
				Drain-6 near	0.0907	87	228	185	NA		No	

Sl. No.	District	(A) Name of ULB	(D) Drains									
			Sewage and sullage flowing in open drains (Storm water drains / concretised drains / unlined / Katcha drains) (No. of drains)	Name of Drain	Flow in each drain (MLD)	Quality / Characteristics of effluent			Quantity of industrial effluent discharged in drain (MLD)	Final point of discharge of drain	Whether storm water drain is diverted to STP?	Time bound action plan to prevent sewage discharge into drain
						BOD	TSS	FC				
(a)	(b)	(c)	(5)	(6-A)	(6-B)	(7-A)	(7-B)	(7-C)	(8)	(9)	(9-A)	(10)
				kumola road								
				Drain-7 near dhan nirankari ashram	0.0259	95	210	175	NA		No	
				Drain-8 near stadium	0.0389	86	195	170	NA		No	
107	Uttarkashi	Uttarkashi	4	Nagar palika nala	0.030	9.2	11	170	NA	2 MLD STP	No	-

Sl. No.	District	(A) Name of ULB	(D) Drains									
			Sewage and sullage flowing in oper drains (Storm water drains / concretised drains / unlined / Katcha drains) (No. of drains)	Name of Drain	Flow in each drain (MLD)	Quality / Characteristics of effluent			Quantity of industrial effluent discharged in drain (MLD)	Final point of discharge of drain	Whether storm water drain is diverted to STP?	Time bound action plan to prevent sewage discharge into drain
						BOD	TSS	FC				
(a)	(b)	(c)	(5)	(6-A)	(6-B)	(7-A)	(7-B)	(7-C)	(8)	(9)	(9-A)	(10)
				Tilot bridge nala	0.100	100	210	186	NA		No	
				Valmiki Basti nala	0.070	110	220	172	NA		No	
				Tambakhan i nala	0.180	90	215	168	NA		No	
Total			305									

Sl. No.	District	(A) Name of ULB	(E) Sewage treatment and Utilization													
			Installed Treatment capacities of existing STPs / FSTP / Co-Treatment (MLD)			Utilisation capacity of existing STPs (MLD)	Gap in sewage generation and treatment (MLD)	Time bound plan to set up and operationalise STPs / FSTP / Co-Treatment	Performance of STPs with reference to Standards					Final point of discharge of treated effluent	Level of Utilisation of Treated sewage	Sludge generation and its management
			Location	STP Capacity	FSTP / Co-Treatment Capacity				pH	BOD	TS	COD	Fecal Coliform			
(a)	(b)	(c)	(11-A)	(11-B)	(11-C)	(12)	(13)	(14)	(15-A)	(15-B)	(15-C)	(15-D)	(15-D)	(16)	(17)	(18)
1	Almora	Almora	Almora	2.00	-	1.60	4.139	1 STP of 1.5 MLD under construction, June-27	7.52	9	6	26	196	Suyal Rivulet /River	-	0.24 cum/day
2	Almora	Bhikiyasain	-	-	-	-	0.621	-	-	-	-	-	-	-	-	-
3	Almora	Choukhtiya	-	-	-	-	0.66	-	-	-	-	-	-	-	-	-
4	Almora	Dwarahat	-	-	-	-	0.41	-	-	-	-	-	-	-	-	-
5	Almora	Ranikhet	-	-	-	-	0.74	-	-	-	-	-	-	-	-	-

Sl. No.	District	(A) Name of ULB	(E) Sewage treatment and Utilization													
			Installed Treatment capacities of existing STPs / FSTP / Co-Treatment (MLD)			Utilisation capacity of existing STPs (MLD)	Gap in sewage generation and treatment (MLD)	Time bound plan to set up and operationalise STPs / FSTP / Co-Treatment	Performance of STPs with reference to Standards					Final point of discharge of treated effluent	Level of Utilisation of Treated sewage	Sludge generation and its management
			Location	STP Capacity	FSTP / Co-Treatment Capacity				PH	BOD	TS	COD	Fecal Coliform			
(a)	(b)	(C)	(11-A)	(11-B)	(11-C)	(12)	(13)	(14)	(15-A)	(15-B)	(15-C)	(15-D)	(15-D)	(16)	(17)	(18)
6	Bageshwar	Bageshwar	-	-	-	-	3.69	Under the Namami Gange & State Sector (Nagar) program, a DPR for the STP With Co-treatment Facility has been prepared. Two years	-	-	-	-	-	Bilonsera	-	-

Sl. No.	District	(A) Name of ULB	(E) Sewage treatment and Utilization													
			Installed Treatment capacities of existing STPs / FSTP / Co-Treatment (MLD)			Utilisation capacity of existing STPs (MLD)	Gap in sewage generation and treatment (MLD)	Time bound plan to set up and operationalise STPs / FSTP / Co-Treatment	Performance of STPs with reference to Standards					Final point of discharge of treated effluent	Level of Utilisation of Treated sewage	Sludge generation and its management
			Location	STP Capacity	FSTP / Co-Treatment Capacity				pH	BOD	TS	COD	Fecal Coliform			
(a)	(b)	(C)	(11-A)	(11-B)	(11-C)	(12)	(13)	(14)	(15-A)	(15-B)	(15-C)	(15-D)	(15-D)	(16)	(17)	(18)
								after approval of DPR								
7	Bageshwar	Garud	-	-	-	-	0.77	-	-	-	-	-	-	-	-	-
8	Bageshwar	Kapkot	-	-	-	-	0.79	-	-	-	-	-	-	-	-	-
9	Chamoli	Badrinathpuri	Shri Badrinath near Baman Jhula Bridge	1.0		0.95			7.91	9.2	10	40	220	Alaknanda River		0.028 cum/day

Sl. No.	District	(A) Name of ULB	(E) Sewage treatment and Utilization													
			Installed Treatment capacities of existing STPs / FSTP / Co-Treatment (MLD)			Utilisation capacity of existing STPs (MLD)	Gap in sewage generation and treatment (MLD)	Time bound plan to set up and operationalise STPs / FSTP / Co-Treatment	Performance of STPs with reference to Standards					Final point of discharge of treated effluent	Level of Utilisation of Treated sewage	Sludge generation and its management
			Location	STP Capacity	FSTP / Co-Treatment Capacity				pH	BOD	TS	COD	Fecal Coliform			
(a)	(b)	(C)	(11-A)	(11-B)	(11-C)	(12)	(13)	(14)	(15-A)	(15-B)	(15-C)	(15-D)	(15-D)	(16)	(17)	(18)
			Bamni village near badrinath temple	0.26		0.20			7.78	9.6	11	50	170	Alaknanda River		0.038 cum/day
10	Chamoli	Chamoli Gopeshwar	Gopeshwar, Vivekananda Colony (Lisa Bend)	1.19		0.90	0.27	4.14	7.81	9.6	10	40	220	Balkhila River		0.075 cum/day

Sl. No.	District	(A) Name of ULB	(E) Sewage treatment and Utilization													
			Installed Treatment capacities of existing STPs / FSTP / Co-Treatment (MLD)			Utilisation capacity of existing STPs (MLD)	Gap in sewage generation and treatment (MLD)	Time bound plan to set up and operationalise STPs / FSTP / Co-Treatment	Performance of STPs with reference to Standards					Final point of discharge of treated effluent	Level of Utilisation of Treated sewage	Sludge generation and its management
			Location	STP Capacity	FSTP / Co-Treatment Capacity				pH	BOD	TS	COD	Fecal Coliform			
(a)	(b)	(C)	(11-A)	(11-B)	(11-C)	(12)	(13)	(14)	(15-A)	(15-B)	(15-C)	(15-D)	(15-D)	(16)	(17)	(18)
			Gopeshwar, near Pandit Deen Dayal Park	1.12		0.75			7.89	9.6	10	40	170	Balkhila River		0.065 cum/day
			Gopeshwar, near Pokhri Bend	1.25		0.85			7.67	9.2	10	40	220	Balkhila River		0.13 cum/day
			Chamoli, near Mahin	0.76		0.38			7.86	10	13	50	220	Alaknanda River		0.11 cum/day

Sl. No.	District	(A) Name of ULB	(E) Sewage treatment and Utilization													
			Installed Treatment capacities of existing STPs / FSTP / Co-Treatment (MLD)			Utilisation capacity of existing STPs (MLD)	Gap in sewage generation and treatment (MLD)	Time bound plan to set up and operationalise STPs / FSTP / Co-Treatment	Performance of STPs with reference to Standards					Final point of discharge of treated effluent	Level of Utilisation of Treated sewage	Sludge generation and its management
			Location	STP Capacity	FSTP / Co-Treatment Capacity				pH	BOD	TS	COD	Fecal Coliform			
(a)	(b)	(C)	(11-A)	(11-B)	(11-C)	(12)	(13)	(14)	(15-A)	(15-B)	(15-C)	(15-D)	(15-D)	(16)	(17)	(18)
			dra Showroom													
			Chamoli, near the Old Suspension Bridge	0.05		0.01			7.74	9.2	10	40	210	Alaknanda River		0.045 cum/day
11	Chamoli	Gairsain	-	-	-	-	1.28	-	-	-	-	-	-	-	-	-
12	Chamoli	Joshimath	Marwari,	2.700		1.020	1.14	-	7.61	8.40	9	30	220		-	No sludge

Sl. No.	District	(A) Name of ULB	(E) Sewage treatment and Utilization													
			Installed Treatment capacities of existing STPs / FSTP / Co-Treatment (MLD)			Utilisation capacity of existing STPs (MLD)	Gap in sewage generation and treatment (MLD)	Time bound plan to set up and operationalise STPs / FSTP / Co-Treatment	Performance of STPs with reference to Standards					Final point of discharge of treated effluent	Level of Utilisation of Treated sewage	Sludge generation and its management
			Location	STP Capacity	FSTP / Co-Treatment Capacity				pH	BOD	TS	COD	Fecal Coliform			
(a)	(b)	(C)	(11-A)	(11-B)	(11-C)	(12)	(13)	(14)	(15-A)	(15-B)	(15-C)	(15-D)	(15-D)	(16)	(17)	(18)
			Joshi math											Alaknanda River		generated in this STP
			Pokhari Joshi math	1.080		0.300			7.69	10	12	50	220	Alaknanda River		0.052 cum/day
13	Chamoli	Gauchar	-	-	-	-	1.31	Under SBM-2 Program	-	-	-	-	-	-	-	-

Sl. No.	District	(A) Name of ULB	(E) Sewage treatment and Utilization													
			Installed Treatment capacities of existing STPs / FSTP / Co-Treatment (MLD)			Utilisation capacity of existing STPs (MLD)	Gap in sewage generation and treatment (MLD)	Time bound plan to set up and operationalise STPs / FSTP / Co-Treatment	Performance of STPs with reference to Standards					Final point of discharge of treated effluent	Level of Utilisation of Treated sewage	Sludge generation and its management
			Location	STP Capacity	FSTP / Co-Treatment Capacity				pH	BOD	TS	COD	Fecal Coliform			
(a)	(b)	(C)	(11-A)	(11-B)	(11-C)	(12)	(13)	(14)	(15-A)	(15-B)	(15-C)	(15-D)	(15-D)	(16)	(17)	(18)
14	Chamoli	Karanprayag	Near Puranapul	0.100	-	0.09	1.09	DPR of 18 KLD Feacal Sludge Treatment Plant (FSTP) has been prepared and sent to the UK Govt.	7.98	10	11	50	220	River Alaknanda	-	1.00 kg/Month quantity of sludge generated after treatment of STP, which is utilized as fertilizer for gardening of STPs plants

Sl. No.	District	(A) Name of ULB	(E) Sewage treatment and Utilization													
			Installed Treatment capacities of existing STPs / FSTP / Co-Treatment (MLD)			Utilisation capacity of existing STPs (MLD)	Gap in sewage generation and treatment (MLD)	Time bound plan to set up and operationalise STPs / FSTP / Co-Treatment	Performance of STPs with reference to Standards					Final point of discharge of treated effluent	Level of Utilisation of Treated sewage	Sludge generation and its management
			Location	STP Capacity	FSTP / Co-Treatment Capacity				pH	BOD	TS	COD	Fecal Coliform			
(a)	(b)	(C)	(11-A)	(11-B)	(11-C)	(12)	(13)	(14)	(15-A)	(15-B)	(15-C)	(15-D)	(15-D)	(16)	(17)	(18)
			Near Naya pul	0.050	-	0.04			7.73	9.2	10	40	170			1.00 kg/Month quantity of sludge generated after treatment of STP, which is utilized as fertilizer for gardening of STPs plants

Sl. No.	District	(A) Name of ULB	(E) Sewage treatment and Utilization													
			Installed Treatment capacities of existing STPs / FSTP / Co-Treatment (MLD)			Utilisation capacity of existing STPs (MLD)	Gap in sewage generation and treatment (MLD)	Time bound plan to set up and operationalise STPs / FSTP / Co-Treatment	Performance of STPs with reference to Standards					Final point of discharge of treated effluent	Level of Utilisation of Treated sewage	Sludge generation and its management
			Location	STP Capacity	FSTP / Co-Treatment Capacity				pH	BOD	TS	COD	Fecal Coliform			
(a)	(b)	(C)	(11-A)	(11-B)	(11-C)	(12)	(13)	(14)	(15-A)	(15-B)	(15-C)	(15-D)	(15-D)	(16)	(17)	(18)
			Near Karna prayag Police Post	0.050		0.02			7.75	9.2	10	40	170	Alaknanda River	-	0.003 cum/day
			Karna prayag, near Subhash Nagar	0.050		0.02			7.9	8.8	9	40	170	Alaknanda River	-	0.002 cum/day
			Karna prayag, Ward Nos.	0.100		0.05			7.69	9.6	10	40	210	Alaknanda River	-	0.005 cum/day

Sl. No.	District	(A) Name of ULB	(E) Sewage treatment and Utilization													
			Installed Treatment capacities of existing STPs / FSTP / Co-Treatment (MLD)			Utilisation capacity of existing STPs (MLD)	Gap in sewage generation and treatment (MLD)	Time bound plan to set up and operationalise STPs / FSTP / Co-Treatment	Performance of STPs with reference to Standards					Final point of discharge of treated effluent	Level of Utilisation of Treated sewage	Sludge generation and its management
			Location	STP Capacity	FSTP / Co-Treatment Capacity				pH	BOD	TS	COD	Fecal Coliform			
(a)	(b)	(C)	(11-A)	(11-B)	(11-C)	(12)	(13)	(14)	(15-A)	(15-B)	(15-C)	(15-D)	(15-D)	(16)	(17)	(18)
			01 and 03													
15	Chamoli	Nandanagar	-	-	-	-	0.42	-	-	-	-	-	-	-	-	-
16	Chamoli	Nandprayag	Near Nandprayag Forest Stream	0.1		0.1	0.24	-	7.8	9.6	10	50	220	Alaknanda River		0.055 cum/day
			Nandprayag, near	0.05		0.02			7.73	8.4	9	30	140	Alaknanda River		0.018 cum/day

Sl. No.	District	(A) Name of ULB	(E) Sewage treatment and Utilization													
			Installed Treatment capacities of existing STPs / FSTP / Co-Treatment (MLD)			Utilisation capacity of existing STPs (MLD)	Gap in sewage generation and treatment (MLD)	Time bound plan to set up and operationalise STPs / FSTP / Co-Treatment	Performance of STPs with reference to Standards					Final point of discharge of treated effluent	Level of Utilisation of Treated sewage	Sludge generation and its management
			Location	STP Capacity	FSTP / Co-Treatment Capacity				PH	BOD	TS	COD	Fecal Coliform			
(a)	(b)	(C)	(11-A)	(11-B)	(11-C)	(12)	(13)	(14)	(15-A)	(15-B)	(15-C)	(15-D)	(15-D)	(16)	(17)	(18)
			Sangam Road Stream													
17	Chamoli	Pipalkoti	-	-	-	-	0.52	-	-	-	-	-	-	-	-	-
18	Chamoli	Pokhri	-	-	-	-	0.78	-	-	-	-	-	-	-	-	-
19	Chamoli	Tharali	-	-	-	-	0.68	-	-	-	-	-	-	-	-	-
20	Chamoli	Banbasa	-	-	-	-	0.89	Under Namami Gange program, DPR for I&D of	-	-	-	-	-	Sarda River	-	-

Sl. No.	District	(A) Name of ULB	(E) Sewage treatment and Utilization													
			Installed Treatment capacities of existing STPs / FSTP / Co-Treatment (MLD)			Utilisation capacity of existing STPs (MLD)	Gap in sewage generation and treatment (MLD)	Time bound plan to set up and operationalise STPs / FSTP / Co-Treatment	Performance of STPs with reference to Standards					Final point of discharge of treated effluent	Level of Utilisation of Treated sewage	Sludge generation and its management
			Location	STP Capacity	FSTP / Co-Treatment Capacity				pH	BOD	TS	COD	Fecal Coliform			
(a)	(b)	(C)	(11-A)	(11-B)	(11-C)	(12)	(13)	(14)	(15-A)	(15-B)	(15-C)	(15-D)	(15-D)	(16)	(17)	(18)
								drains and STP has been prepared and sent for further								

Sl. No.	District	(A) Name of ULB	(E) Sewage treatment and Utilization													
			Installed Treatment capacities of existing STPs / FSTP / Co-Treatment (MLD)			Utilisation capacity of existing STPs (MLD)	Gap in sewage generation and treatment (MLD)	Time bound plan to set up and operationalise STPs / FSTP / Co-Treatment	Performance of STPs with reference to Standards					Final point of discharge of treated effluent	Level of Utilisation of Treated sewage	Sludge generation and its management
			Location	STP Capacity	FSTP / Co-Treatment Capacity				pH	BOD	TS	COD	Fecal Coliform			
(a)	(b)	(C)	(11-A)	(11-B)	(11-C)	(12)	(13)	(14)	(15-A)	(15-B)	(15-C)	(15-D)	(15-D)	(16)	(17)	(18)
								approval. After approval, minimum 2 years will be required for construction and operationalisation of STPs.								
21	Champawat	Champawat	-	-	-	-	1.88	Under Namami Gange	-	-	-	-	-	Sarda River	-	-

Sl. No.	District	(A) Name of ULB	(E) Sewage treatment and Utilization													
			Installed Treatment capacities of existing STPs / FSTP / Co-Treatment (MLD)			Utilisation capacity of existing STPs (MLD)	Gap in sewage generation and treatment (MLD)	Time bound plan to set up and operationalise STPs / FSTP / Co-Treatment	Performance of STPs with reference to Standards					Final point of discharge of treated effluent	Level of Utilisation of Treated sewage	Sludge generation and its management
			Location	STP Capacity	FSTP / Co-Treatment Capacity				pH	BOD	TS	COD	Fecal Coliform			
(a)	(b)	(C)	(11-A)	(11-B)	(11-C)	(12)	(13)	(14)	(15-A)	(15-B)	(15-C)	(15-D)	(15-D)	(16)	(17)	(18)
								program, DPR for I&D of drains and STP has been prepared and sent for further approval. After approval, minimum 2 years will be required								

Sl. No.	District	(A) Name of ULB	(E) Sewage treatment and Utilization													
			Installed Treatment capacities of existing STPs / FSTP / Co-Treatment (MLD)			Utilisation capacity of existing STPs (MLD)	Gap in sewage generation and treatment (MLD)	Time bound plan to set up and operationalise STPs / FSTP / Co-Treatment	Performance of STPs with reference to Standards					Final point of discharge of treated effluent	Level of Utilisation of Treated sewage	Sludge generation and its management
			Location	STP Capacity	FSTP / Co-Treatment Capacity				pH	BOD	TS	COD	Fecal Coliform			
(a)	(b)	(C)	(11-A)	(11-B)	(11-C)	(12)	(13)	(14)	(15-A)	(15-B)	(15-C)	(15-D)	(15-D)	(16)	(17)	(18)
								for construction and operationalisation of STPs.								
22	Champawat	Lohaghat	-	-	-	-	1.17	Under Namami Gange program, DPR for I&D of drains and STP has been	-	-	-	-	-	Sarda River	-	-

Sl. No.	District	(A) Name of ULB	(E) Sewage treatment and Utilization													
			Installed Treatment capacities of existing STPs / FSTP / Co-Treatment (MLD)			Utilisation capacity of existing STPs (MLD)	Gap in sewage generation and treatment (MLD)	Time bound plan to set up and operationalise STPs / FSTP / Co-Treatment	Performance of STPs with reference to Standards					Final point of discharge of treated effluent	Level of Utilisation of Treated sewage	Sludge generation and its management
			Location	STP Capacity	FSTP / Co-Treatment Capacity				pH	BOD	TS	COD	Fecal Coliform			
(a)	(b)	(C)	(11-A)	(11-B)	(11-C)	(12)	(13)	(14)	(15-A)	(15-B)	(15-C)	(15-D)	(15-D)	(16)	(17)	(18)
								prepared and sent for further approval. After approval, minimum 2 years will be required for construction and operationalisation of STPs.								

Sl. No.	District	(A) Name of ULB	(E) Sewage treatment and Utilization													
			Installed Treatment capacities of existing STPs / FSTP / Co-Treatment (MLD)			Utilisation capacity of existing STPs (MLD)	Gap in sewage generation and treatment (MLD)	Time bound plan to set up and operationalise STPs / FSTP / Co-Treatment	Performance of STPs with reference to Standards					Final point of discharge of treated effluent	Level of Utilisation of Treated sewage	Sludge generation and its management
			Location	STP Capacity	FSTP / Co-Treatment Capacity				pH	BOD	TS	COD	Fecal Coliform			
(a)	(b)	(C)	(11-A)	(11-B)	(11-C)	(12)	(13)	(14)	(15-A)	(15-B)	(15-C)	(15-D)	(15-D)	(16)	(17)	(18)
23	Champawat	Pati	-	-	-	-	0.34	-	-	-	-	-	-	-	-	-
24	Champawat	Tanakpur	-	-	-	-	3.16	Under Namami Gange program, DPR for I&D of drains and STP has been prepared and sent	-	-	-	-	-	Sarda River	-	-

Sl. No.	District	(A) Name of ULB	(E) Sewage treatment and Utilization													
			Installed Treatment capacities of existing STPs / FSTP / Co-Treatment (MLD)			Utilisation capacity of existing STPs (MLD)	Gap in sewage generation and treatment (MLD)	Time bound plan to set up and operationalise STPs / FSTP / Co-Treatment	Performance of STPs with reference to Standards					Final point of discharge of treated effluent	Level of Utilisation of Treated sewage	Sludge generation and its management
			Location	STP Capacity	FSTP / Co-Treatment Capacity				pH	BOD	TS	COD	Fecal Coliform			
(a)	(b)	(C)	(11-A)	(11-B)	(11-C)	(12)	(13)	(14)	(15-A)	(15-B)	(15-C)	(15-D)	(15-D)	(16)	(17)	(18)
								for further approval. After approval, minimum 2 years will be required for construction and operationalisation of STPs.								

Sl. No.	District	(A) Name of ULB	(E) Sewage treatment and Utilization													
			Installed Treatment capacities of existing STPs / FSTP / Co-Treatment (MLD)			Utilisation capacity of existing STPs (MLD)	Gap in sewage generation and treatment (MLD)	Time bound plan to set up and operationalise STPs / FSTP / Co-Treatment	Performance of STPs with reference to Standards					Final point of discharge of treated effluent	Level of Utilisation of Treated sewage	Sludge generation and its management
			Location	STP Capacity	FSTP / Co-Treatment Capacity				pH	BOD	TS	COD	Fecal Coliform			
(a)	(b)	(C)	(11-A)	(11-B)	(11-C)	(12)	(13)	(14)	(15-A)	(15-B)	(15-C)	(15-D)	(15-D)	(16)	(17)	(18)
25	Dehradun	Dehradun	3 MLD STP Bajawala, Kaulagarh	3.00		1.00	41.95	2 STPs of 29 MLD (18.0 MLD & 11.00 MLD) are under construction by ADB and 1 STP of 15 MLD is under construction by	7.89	10	11	50	210	Asan River	Nil	30 Qtl/month sludge used by locals farmers in agriculture
			Kargi, Dehradun	68.00		30.00			7.96	10	13	50	220	Bindal river	4.0 mld used for road Side	5 cum/day

Sl. No.	District	(A) Name of ULB	(E) Sewage treatment and Utilization													
			Installed Treatment capacities of existing STPs / FSTP / Co-Treatment (MLD)			Utilisation capacity of existing STPs (MLD)	Gap in sewage generation and treatment (MLD)	Time bound plan to set up and operationalise STPs / FSTP / Co-Treatment	Performance of STPs with reference to Standards					Final point of discharge of treated effluent	Level of Utilisation of Treated sewage	Sludge generation and its management
			Location	STP Capacity	FSTP / Co-Treatment Capacity				PH	BOD	TS	COD	Fecal Coliform			
(a)	(b)	(C)	(11-A)	(11-B)	(11-C)	(12)	(13)	(14)	(15-A)	(15-B)	(15-C)	(15-D)	(15-D)	(16)	(17)	(18)
								UKPJN, March-27							<i>Gardining</i>	
			Vijay Colony	0.42		0.30			7.77	9.6	10	40	170	Bindal river		0.009 cum/day
			Salawala	0.71		0.35			7.6	10	12	50	210	Bindal river		0.01 cum/day
			Jakhan	1.00		0.14			7.85	9.2	10	40	170	Bindal river		0.008/ cum/day

Sl. No.	District	(A) Name of ULB	(E) Sewage treatment and Utilization													
			Installed Treatment capacities of existing STPs / FSTP / Co-Treatment (MLD)			Utilisation capacity of existing STPs (MLD)	Gap in sewage generation and treatment (MLD)	Time bound plan to set up and operationalise STPs / FSTP / Co-Treatment	Performance of STPs with reference to Standards					Final point of discharge of treated effluent	Level of Utilisation of Treated sewage	Sludge generation and its management
			Location	STP Capacity	FSTP / Co-Treatment Capacity				pH	BOD	TS	COD	Fecal Coliform			
(a)	(b)	(C)	(11-A)	(11-B)	(11-C)	(12)	(13)	(14)	(15-A)	(15-B)	(15-C)	(15-D)	(15-D)	(16)	(17)	(18)
			Mothrowala-1	20.00		20.00			7.59	9.60	10	40	170	Rishpina river	A filling station point has been created in the STP for water filling, and the	5 to 6m ³ /day m ³ /composting/It is given to farmer & Nurseries.
			Mothrowala-2	20.00		20.00			7.92	10.00	13	50	220	Rishpina river		5 to 6m ³ /day m ³ /composting/It is given to farmer &

Sl. No.	District	(A) Name of ULB	(E) Sewage treatment and Utilization													
			Installed Treatment capacities of existing STPs / FSTP / Co-Treatment (MLD)			Utilisation capacity of existing STPs (MLD)	Gap in sewage generation and treatment (MLD)	Time bound plan to set up and operationalise STPs / FSTP / Co-Treatment	Performance of STPs with reference to Standards					Final point of discharge of treated effluent	Level of Utilisation of Treated sewage	Sludge generation and its management
			Location	STP Capacity	FSTP / Co-Treatment Capacity				pH	BOD	TS	COD	Fecal Coliform			
(a)	(b)	(C)	(11-A)	(11-B)	(11-C)	(12)	(13)	(14)	(15-A)	(15-B)	(15-C)	(15-D)	(15-D)	(16)	(17)	(18)
															water is used in the STP garden.	Nurseries .
			Indra Nagar	5.00		4.70			7.85	9.20	10	40	220	Bindal river		90 kg/day composting/It is given to farmer & Nurseries .

Sl. No.	District	(A) Name of ULB	(E) Sewage treatment and Utilization													
			Installed Treatment capacities of existing STPs / FSTP / Co-Treatment (MLD)			Utilisation capacity of existing STPs (MLD)	Gap in sewage generation and treatment (MLD)	Time bound plan to set up and operationalise STPs / FSTP / Co-Treatment	Performance of STPs with reference to Standards					Final point of discharge of treated effluent	Level of Utilisation of Treated sewage	Sludge generation and its management
			Location	STP Capacity	FSTP / Co-Treatment Capacity				pH	BOD	TS	COD	Fecal Coliform			
(a)	(b)	(C)	(11-A)	(11-B)	(11-C)	(12)	(13)	(14)	(15-A)	(15-B)	(15-C)	(15-D)	(15-D)	(16)	(17)	(18)
26	Dehradun	Doiwala	-	-	-	-	8.22	-	-	-	-	-	-	-	-	-
27	Dehradun	Herbetpur	-	-	-	-	1.80	-	-	-	-	-	-	-	-	-
28	Dehradun	Mussoorie	Kurli saray	0.90	-	0.55	0.00	1.05 MLD STP Dhobighat - Date-May-2026	7.97	10	12	50	220	Nearby Jungle/dry Gadera	Near Jungle	0.003 cum/day
			Landour North	0.80		0.77			7.9	9.2	10	40	170			0.002 cum/day
			Happy Valley	1.20	-	1.00			7.82	9.6	10	40	210			0.004 cum/day

Sl. No.	District	(A) Name of ULB	(E) Sewage treatment and Utilization													
			Installed Treatment capacities of existing STPs / FSTP / Co-Treatment (MLD)			Utilisation capacity of existing STPs (MLD)	Gap in sewage generation and treatment (MLD)	Time bound plan to set up and operationalise STPs / FSTP / Co-Treatment	Performance of STPs with reference to Standards					Final point of discharge of treated effluent	Level of Utilisation of Treated sewage	Sludge generation and its management
			Location	STP Capacity	FSTP / Co-Treatment Capacity				pH	BOD	TS	COD	Fecal Coliform			
(a)	(b)	(C)	(11-A)	(11-B)	(11-C)	(12)	(13)	(14)	(15-A)	(15-B)	(15-C)	(15-D)	(15-D)	(16)	(17)	(18)
			Bhatta Falls	3.12		2.21		Company Gardan-	7.78	9.6	10	50	210			0.017 cum/day

			Landa ur South	1.30	-	0.40		Date- May- 2026 3. 1.10 MLD STP Libarary Zone- Date- May- 2026 4- 0.70 MLD STP Arcadia Zone - Date- Sep- 2026 5. Camel Back Zone- 0.70 MLD STP- Date- March- 2027	7. 77	9.6 0	9	50	220			38 kg/day
29	Dehradu n	Rishike sh	26 MLD STP, Lakka rghat, Rishik esh	26.00 0	0.050	20.27 2	0.00	5 MLD STP is proposed under KfW	7. 78	9.2 0	9	40	220	Ganga river through treated effluent channel	Parita lly used for Irrigat ion purpo se	3.85 Cum/day Partially used for Agricultu re
30	Dehradu n	Selaqui	-	-	-	-	2.49	-	-	-	-	-	-	-	-	-

Sl. No.	District	(A) Name of ULB	(E) Sewage treatment and Utilization													
			Installed Treatment capacities of existing STPs / FSTP / Co-Treatment (MLD)			Utilisation capacity of existing STPs (MLD)	Gap in sewage generation and treatment (MLD)	Time bound plan to set up and operationalise STPs / FSTP / Co-Treatment	Performance of STPs with reference to Standards					Final point of discharge of treated effluent	Level of Utilisation of Treated sewage	Sludge generation and its management
			Location	STP Capacity	FSTP / Co-Treatment Capacity				pH	BOD	TS	COD	Fecal Coliform			
(a)	(b)	(C)	(11-A)	(11-B)	(11-C)	(12)	(13)	(14)	(15-A)	(15-B)	(15-C)	(15-D)	(15-D)	(16)	(17)	(18)
31	Dehradun	Vikas Nagar	-	-	-	-	3.54	Sewer Line and 7 MLD STP is under construction by UUSDA.	-	-	-	-	-	-	-	-
32	Haridwar	Bhagwanpur	-	-	-	-	2.53	-	-	-	-	-	-	-	-	-
33	Haridwar	Dhandera	-	-	-	-	3.43	-	-	-	-	-	-	-	-	-
34	Haridwar	Haridwar	Jagjeetpur	68	0.1	77.47	0.00	A DPR for the proposed	7.42	9.2	9	40	220	River, and 50% of	77.47 MLD	25.43 cum / day

Sl. No.	District	(A) Name of ULB	(E) Sewage treatment and Utilization													
			Installed Treatment capacities of existing STPs / FSTP / Co-Treatment (MLD)			Utilisation capacity of existing STPs (MLD)	Gap in sewage generation and treatment (MLD)	Time bound plan to set up and operationalise STPs / FSTP / Co-Treatment	Performance of STPs with reference to Standards					Final point of discharge of treated effluent	Level of Utilisation of Treated sewage	Sludge generation and its management
			Location	STP Capacity	FSTP / Co-Treatment Capacity				pH	BOD	TS	COD	Fecal Coliform			
(a)	(b)	(C)	(11-A)	(11-B)	(11-C)	(12)	(13)	(14)	(15-A)	(15-B)	(15-C)	(15-D)	(15-D)	(16)	(17)	(18)
								40 MLD and 15 MLD STP Under the Namami Gange program has been prepared and sent to the NMCG for approval. The DPR under						treated effluent of 68 MLD STP being reusing for irrigation purpose as required by Irrigation		

Sl. No.	District	(A) Name of ULB	(E) Sewage treatment and Utilization													
			Installed Treatment capacities of existing STPs / FSTP / Co-Treatment (MLD)			Utilisation capacity of existing STPs (MLD)	Gap in sewage generation and treatment (MLD)	Time bound plan to set up and operationalise STPs / FSTP / Co-Treatment	Performance of STPs with reference to Standards					Final point of discharge of treated effluent	Level of Utilisation of Treated sewage	Sludge generation and its management
			Location	STP Capacity	FSTP / Co-Treatment Capacity				pH	BOD	TS	COD	Fecal Coliform			
(a)	(b)	(C)	(11-A)	(11-B)	(11-C)	(12)	(13)	(14)	(15-A)	(15-B)	(15-C)	(15-D)	(16)	(17)	(18)	
								Review of NMCG					Department.			
			Jagjeet pur	27		27.00			7.42	9.2	9	40	220	Ganga River	4.05 mld used for Irrigation	7.02 cum/day

Sl. No.	District	(A) Name of ULB	(E) Sewage treatment and Utilization													
			Installed Treatment capacities of existing STPs / FSTP / Co-Treatment (MLD)			Utilisation capacity of existing STPs (MLD)	Gap in sewage generation and treatment (MLD)	Time bound plan to set up and operationalise STPs / FSTP / Co-Treatment	Performance of STPs with reference to Standards					Final point of discharge of treated effluent	Level of Utilisation of Treated sewage	Sludge generation and its management
			Location	STP Capacity	FSTP / Co-Treatment Capacity				pH	BOD	TS	COD	Fecal Coliform			
(a)	(b)	(C)	(11-A)	(11-B)	(11-C)	(12)	(13)	(14)	(15-A)	(15-B)	(15-C)	(15-D)	(15-D)	(16)	(17)	(18)
			Jagjeet pur	18		18.00			7.31	10	9	50	170	Ganga River	purpose	4.68 cum/day
			Sarai	14	0.05	15.98			7.16	9.6	10	50	170	Sukhi River	-	7.62 cum/day

Sl. No.	District	(A) Name of ULB	(E) Sewage treatment and Utilization													
			Installed Treatment capacities of existing STPs / FSTP / Co-Treatment (MLD)			Utilisation capacity of existing STPs (MLD)	Gap in sewage generation and treatment (MLD)	Time bound plan to set up and operationalise STPs / FSTP / Co-Treatment	Performance of STPs with reference to Standards					Final point of discharge of treated effluent	Level of Utilisation of Treated sewage	Sludge generation and its management
			Location	STP Capacity	FSTP / Co-Treatment Capacity				pH	BOD	TS	COD	Fecal Coliform			
(a)	(b)	(C)	(11-A)	(11-B)	(11-C)	(12)	(13)	(14)	(15-A)	(15-B)	(15-C)	(15-D)	(15-D)	(16)	(17)	(18)
			Sarai	18		18.00			7.46	10	9	50	220	Sukhi River	-	6.48 cum/day

Sl. No.	District	(A) Name of ULB	(E) Sewage treatment and Utilization													
			Installed Treatment capacities of existing STPs / FSTP / Co-Treatment (MLD)			Utilisation capacity of existing STPs (MLD)	Gap in sewage generation and treatment (MLD)	Time bound plan to set up and operationalise STPs / FSTP / Co-Treatment	Performance of STPs with reference to Standards					Final point of discharge of treated effluent	Level of Utilisation of Treated sewage	Sludge generation and its management
			Location	STP Capacity	FSTP / Co-Treatment Capacity				pH	BOD	TS	COD	Fecal Coliform			
(a)	(b)	(c)	(11-A)	(11-B)	(11-C)	(12)	(13)	(14)	(15-A)	(15-B)	(15-C)	(15-D)	(16)	(17)	(18)	
35	Haridwar	Imlikhera	-	-	-	-	1.51	-	-	-	-	-	-	-	-	-
36	Haridwar	Laksar	-	-	-	-	3.79	-	-	-	-	-	-	-	-	-
37	Haridwar	Landhaura	-	-	-	-	2.71	STP 01 No of 8.1 MLD with sewer	-	-	-	-	-	-	-	-
38	Haridwar	Jhabrera	-	-	-	-	1.65		-	-	-	-	-	-	-	-

Sl. No.	District	(A) Name of ULB	(E) Sewage treatment and Utilization													
			Installed Treatment capacities of existing STPs / FSTP / Co-Treatment (MLD)			Utilisation capacity of existing STPs (MLD)	Gap in sewage generation and treatment (MLD)	Time bound plan to set up and operationalise STPs / FSTP / Co-Treatment	Performance of STPs with reference to Standards					Final point of discharge of treated effluent	Level of Utilisation of Treated sewage	Sludge generation and its management
			Location	STP Capacity	FSTP / Co-Treatment Capacity				pH	BOD	TS	COD	Fecal Coliform			
(a)	(b)	(C)	(11-A)	(11-B)	(11-C)	(12)	(13)	(14)	(15-A)	(15-B)	(15-C)	(15-D)	(16)	(17)	(18)	
39	Haridwar	Manglaur	-	-	-	0	7.81	network in core zone proposed for Manglaur with co-treatment 24 KLD for Landuara & Jhabreda in SBM 2.0 programm	-	-	-	-	-	Uper Ganga Canal	Treated water will be utilized for Irrigation purpose in future	-

Sl. No.	District	(A) Name of ULB	(E) Sewage treatment and Utilization													
			Installed Treatment capacities of existing STPs / FSTP / Co-Treatment (MLD)			Utilisation capacity of existing STPs (MLD)	Gap in sewage generation and treatment (MLD)	Time bound plan to set up and operationalise STPs / FSTP / Co-Treatment	Performance of STPs with reference to Standards					Final point of discharge of treated effluent	Level of Utilisation of Treated sewage	Sludge generation and its management
			Location	STP Capacity	FSTP / Co-Treatment Capacity				PH	BOD	TS	COD	Fecal Coliform			
(a)	(b)	(C)	(11-A)	(11-B)	(11-C)	(12)	(13)	(14)	(15-A)	(15-B)	(15-C)	(15-D)	(15-D)	(16)	(17)	(18)
								e March-28								
40	Haridwar	Padi Gujjar	-	-	-	-	3.16	-	-	-	-	-	-	-	-	-
41	Haridwar	Piran Kaliyar	-	-	-	-	2.86	-	-	-	-	-	-	-	-	-
42	Haridwar	Rampur	-	-	-	-	4.03	-	-	-	-	-	-	-	-	-
43	Haridwar	Roorkee	Saliyar, Roorkee	33	-	6.000	20.89	For treatment of 13 drain's	7.22	9.2	9	40	170	River solani	-	4.8 cum/day

Sl. No.	District	(A) Name of ULB	(E) Sewage treatment and Utilization													
			Installed Treatment capacities of existing STPs / FSTP / Co-Treatment (MLD)			Utilisation capacity of existing STPs (MLD)	Gap in sewage generation and treatment (MLD)	Time bound plan to set up and operationalise STPs / FSTP / Co-Treatment	Performance of STPs with reference to Standards					Final point of discharge of treated effluent	Level of Utilisation of Treated sewage	Sludge generation and its management
			Location	STP Capacity	FSTP / Co-Treatment Capacity				pH	BOD	TS	COD	Fecal Coliform			
(a)	(b)	(C)	(11-A)	(11-B)	(11-C)	(12)	(13)	(14)	(15-A)	(15-B)	(15-C)	(15-D)	(15-D)	(16)	(17)	(18)
								discharge a DPR for the 14 MLD STP including I&D of drains under Namami Gange Program has been prepared and sent to NMCG for								

Sl. No.	District	(A) Name of ULB	(E) Sewage treatment and Utilization													
			Installed Treatment capacities of existing STPs / FSTP / Co-Treatment (MLD)			Utilisation capacity of existing STPs (MLD)	Gap in sewage generation and treatment (MLD)	Time bound plan to set up and operationalise STPs / FSTP / Co-Treatment	Performance of STPs with reference to Standards					Final point of discharge of treated effluent	Level of Utilisation of Treated sewage	Sludge generation and its management
			Location	STP Capacity	FSTP / Co-Treatment Capacity				pH	BOD	TS	COD	Fecal Coliform			
(a)	(b)	(C)	(11-A)	(11-B)	(11-C)	(12)	(13)	(14)	(15-A)	(15-B)	(15-C)	(15-D)	(15-D)	(16)	(17)	(18)
								approval. The DPR under review of NMCG. 2 years required for implementation of the project after approval.								

Sl. No.	District	(A) Name of ULB	(E) Sewage treatment and Utilization													
			Installed Treatment capacities of existing STPs / FSTP / Co-Treatment (MLD)			Utilisation capacity of existing STPs (MLD)	Gap in sewage generation and treatment (MLD)	Time bound plan to set up and operationalise STPs / FSTP / Co-Treatment	Performance of STPs with reference to Standards					Final point of discharge of treated effluent	Level of Utilisation of Treated sewage	Sludge generation and its management
			Location	STP Capacity	FSTP / Co-Treatment Capacity				pH	BOD	TS	COD	Fecal Coliform			
(a)	(b)	(C)	(11-A)	(11-B)	(11-C)	(12)	(13)	(14)	(15-A)	(15-B)	(15-C)	(15-D)	(15-D)	(16)	(17)	(18)
44	Haridwar	Shivalik Nagar	-	-	-	-	4.95	8 MLD STP is proposed under Kfw, Year 2028	-	-	-	-	-	Sukhi River near Suman Nagar	-	-
45	Haridwar	Sultanpur Adampur	-	-	-	-	2.36	-	-	-	-	-	-	-	-	-
46	Nainital	Bhimtal	Bhimtal	1.25	-	0.81	1.38	-	7.48	7.1	7.5	26	74	Dry Rivulet (Tributaries of Gaula)	No	0.06 cum/day

Sl. No.	District	(A) Name of ULB	(E) Sewage treatment and Utilization													
			Installed Treatment capacities of existing STPs / FSTP / Co-Treatment (MLD)			Utilisation capacity of existing STPs (MLD)	Gap in sewage generation and treatment (MLD)	Time bound plan to set up and operationalise STPs / FSTP / Co-Treatment	Performance of STPs with reference to Standards					Final point of discharge of treated effluent	Level of Utilisation of Treated sewage	Sludge generation and its management
			Location	STP Capacity	FSTP / Co-Treatment Capacity				pH	BOD	TS	COD	Fecal Coliform			
(a)	(b)	(C)	(11-A)	(11-B)	(11-C)	(12)	(13)	(14)	(15-A)	(15-B)	(15-C)	(15-D)	(15-D)	(16)	(17)	(18)
47	Nainital	Bhowali	-	-	-	-	1.25	-	-	-	-	-	-	-	-	-
48	Nainital	Haldwani	Indira Nagar,	28	-	14	27.43	1- MLD and 14.5 STP 75	8.1	14	16	50	170	Gaula River	0.5 MLD treated	4 Tonne per day & after

			Haldwani					KLD FSTP is under construction (By UUSDA) (Expected Time - 03/2028) 2- 20 KLD Co-Treatment project is under construction (By UKPJM) (Expected Time - 03/2027)							d effluent is proposed to be provided to NTPC / Nagar nigam haldwani for solid waste recycling plant.	treatment it is currently being dumped at site and it is being distributed to some farmers for agriculture purpose.
49	Nainital	Kaladhungi	-	-	-	-	1.46	-	-	-	-	-	-	-	-	-
50	Nainital	Lalkuan	-	-	-	-	1.13	STP of 2 MLD capacity with sewer line is under tendring	-	-	-	-	-	Gaula River	-	-
51	Nainital	Nainital	Hari Nagar	0.45	-	0.33	4.96	17.5 MLD STP is	7.9	6.8	8	10.8	65	Baliya Nala		0.077 cum/day

Sl. No.	District	(A) Name of ULB	(E) Sewage treatment and Utilization													
			Installed Treatment capacities of existing STPs / FSTP / Co-Treatment (MLD)			Utilisation capacity of existing STPs (MLD)	Gap in sewage generation and treatment (MLD)	Time bound plan to set up and operationalise STPs / FSTP / Co-Treatment	Performance of STPs with reference to Standards					Final point of discharge of treated effluent	Level of Utilisation of Treated sewage	Sludge generation and its management
			Location	STP Capacity	FSTP / Co-Treatment Capacity				pH	BOD	TS	COD	Fecal Coliform			
(a)	(b)	(C)	(11-A)	(11-B)	(11-C)	(12)	(13)	(14)	(15-A)	(15-B)	(15-C)	(15-D)	(15-D)	(16)	(17)	(18)
			Krishna Pur	0.80	-	0.54		under construction UUSDA	7.8	6.8	10	15.8	74	Baliya Nala		0.002 cum/day
			Narayan Nagar	0.45	-	0.27			7.29	7	8.2	34	72	Dry Rivulet		0.002 cum/day
52	Nanital	Ramnagar	Puchdi, Ramnagar	1.50		0.70	4.35	For the new sewage proposal, Ramnagar sewer has been divided	7.38	9.00	12	30	210	Kosi River through treated effluent channel	-	260kg/Day
			Transport Nagar,	7.00		4.09			7.49	8	10	30	170			160Kg/Day

Sl. No.	District	(A) Name of ULB	(E) Sewage treatment and Utilization													
			Installed Treatment capacities of existing STPs / FSTP / Co-Treatment (MLD)			Utilisation capacity of existing STPs (MLD)	Gap in sewage generation and treatment (MLD)	Time bound plan to set up and operationalise STPs / FSTP / Co-Treatment	Performance of STPs with reference to Standards					Final point of discharge of treated effluent	Level of Utilisation of Treated sewage	Sludge generation and its management
			Location	STP Capacity	FSTP / Co-Treatment Capacity				pH	BOD	TS	COD	Fecal Coliform			
(a)	(b)	(C)	(11-A)	(11-B)	(11-C)	(12)	(13)	(14)	(15-A)	(15-B)	(15-C)	(15-D)	(15-D)	(16)	(17)	(18)
			Ramnagar					into 3 zones, out of which the 1st Proposal for for 7 MLD and 2nd proposal for Zone 2 i.e. for 1.5 MLD prepared & sent to GoUK.								

Sl. No.	District	(A) Name of ULB	(E) Sewage treatment and Utilization													
			Installed Treatment capacities of existing STPs / FSTP / Co-Treatment (MLD)			Utilisation capacity of existing STPs (MLD)	Gap in sewage generation and treatment (MLD)	Time bound plan to set up and operationalise STPs / FSTP / Co-Treatment	Performance of STPs with reference to Standards					Final point of discharge of treated effluent	Level of Utilisation of Treated sewage	Sludge generation and its management
			Location	STP Capacity	FSTP / Co-Treatment Capacity				pH	BOD	TS	COD	Fecal Coliform			
(a)	(b)	(C)	(11-A)	(11-B)	(11-C)	(12)	(13)	(14)	(15-A)	(15-B)	(15-C)	(15-D)	(15-D)	(16)	(17)	(18)
								32 KLD Co-Treatment Plant at existing 7 MLD STP is under construction. March-2027								
53	Pauri	Dugaada	-	-	-	-	0.36	-	-	-	-	-	-	-	-	-

Sl. No.	District	(A) Name of ULB	(E) Sewage treatment and Utilization													
			Installed Treatment capacities of existing STPs / FSTP / Co-Treatment (MLD)			Utilisation capacity of existing STPs (MLD)	Gap in sewage generation and treatment (MLD)	Time bound plan to set up and operationalise STPs / FSTP / Co-Treatment	Performance of STPs with reference to Standards					Final point of discharge of treated effluent	Level of Utilisation of Treated sewage	Sludge generation and its management
			Location	STP Capacity	FSTP / Co-Treatment Capacity				pH	BOD	TS	COD	Fecal Coliform			
(a)	(b)	(C)	(11-A)	(11-B)	(11-C)	(12)	(13)	(14)	(15-A)	(15-B)	(15-C)	(15-D)	(15-D)	(16)	(17)	(18)
54	Pauri	Kotdwara	-	-	-	-	19.97	21 MLD STP, Kotdwar (Under Construction) Oct-2027	-	-	-	-	-	River Khoh (After construction)	-	-
55	Pauri	Pauri	-	-	-	-	3.70	1.5 MLD STP (Neelkanth) is under construction 1 MLD STP with						Lower chopra gadhera		

Sl. No.	District	(A) Name of ULB	(E) Sewage treatment and Utilization													
			Installed Treatment capacities of existing STPs / FSTP / Co-Treatment (MLD)			Utilisation capacity of existing STPs (MLD)	Gap in sewage generation and treatment (MLD)	Time bound plan to set up and operationalise STPs / FSTP / Co-Treatment	Performance of STPs with reference to Standards					Final point of discharge of treated effluent	Level of Utilisation of Treated sewage	Sludge generation and its management
			Location	STP Capacity	FSTP / Co-Treatment Capacity				pH	BOD	TS	COD	Fecal Coliform			
(a)	(b)	(C)	(11-A)	(11-B)	(11-C)	(12)	(13)	(14)	(15-A)	(15-B)	(15-C)	(15-D)	(15-D)	(16)	(17)	(18)
								29 KLD co-treatment Proposed under SBM 2.0 DPR sent to GoUK, March-2028								
56	Pauri	Satpuli					0.64	1 MLD STP with 0.4 KLD co-treatment						Eastern Nayar river		

Sl. No.	District	(A) Name of ULB	(E) Sewage treatment and Utilization													
			Installed Treatment capacities of existing STPs / FSTP / Co-Treatment (MLD)			Utilisation capacity of existing STPs (MLD)	Gap in sewage generation and treatment (MLD)	Time bound plan to set up and operationalise STPs / FSTP / Co-Treatment	Performance of STPs with reference to Standards					Final point of discharge of treated effluent	Level of Utilisation of Treated sewage	Sludge generation and its management
			Location	STP Capacity	FSTP / Co-Treatment Capacity				pH	BOD	TS	COD	Fecal Coliform			
(a)	(b)	(C)	(11-A)	(11-B)	(11-C)	(12)	(13)	(14)	(15-A)	(15-B)	(15-C)	(15-D)	(15-D)	(16)	(17)	(18)
								Proposed under SBM 2.0 DPR sent to GoUK, March-2028								
57	Pauri	Srinagar	Near Nursury road, Srinagar	3.5	0.03	2.8	2.1597	-	7.79	9.6	11	50	220	Alaknanda River	-	4.8 Cum/day Few amount of generated sludge is used in

Sl. No.	District	(A) Name of ULB	(E) Sewage treatment and Utilization													
			Installed Treatment capacities of existing STPs / FSTP / Co-Treatment (MLD)			Utilisation capacity of existing STPs (MLD)	Gap in sewage generation and treatment (MLD)	Time bound plan to set up and operationalise STPs / FSTP / Co-Treatment	Performance of STPs with reference to Standards					Final point of discharge of treated effluent	Level of Utilisation of Treated sewage	Sludge generation and its management
			Location	STP Capacity	FSTP / Co-Treatment Capacity				pH	BOD	TS	COD	Fecal Coliform			
(a)	(b)	(C)	(11-A)	(11-B)	(11-C)	(12)	(13)	(14)	(15-A)	(15-B)	(15-C)	(15-D)	(15-D)	(16)	(17)	(18)
																Gardining at STP campus and remaining sludge dumping in municipal dumping area

Sl. No.	District	(A) Name of ULB	(E) Sewage treatment and Utilization													
			Installed Treatment capacities of existing STPs / FSTP / Co-Treatment (MLD)			Utilisation capacity of existing STPs (MLD)	Gap in sewage generation and treatment (MLD)	Time bound plan to set up and operationalise STPs / FSTP / Co-Treatment	Performance of STPs with reference to Standards					Final point of discharge of treated effluent	Level of Utilisation of Treated sewage	Sludge generation and its management
			Location	STP Capacity	FSTP / Co-Treatment Capacity				pH	BOD	TS	COD	Fecal Coliform			
(a)	(b)	(C)	(11-A)	(11-B)	(11-C)	(12)	(13)	(14)	(15-A)	(15-B)	(15-C)	(15-D)	(15-D)	(16)	(17)	(18)

Sl. No.	District	(A) Name of ULB	(E) Sewage treatment and Utilization													
			Installed Treatment capacities of existing STPs / FSTP / Co-Treatment (MLD)			Utilisation capacity of existing STPs (MLD)	Gap in sewage generation and treatment (MLD)	Time bound plan to set up and operationalise STPs / FSTP / Co-Treatment	Performance of STPs with reference to Standards					Final point of discharge of treated effluent	Level of Utilisation of Treated sewage	Sludge generation and its management
			Location	STP Capacity	FSTP / Co-Treatment Capacity				pH	BOD	TS	COD	Fecal Coliform			
(a)	(b)	(C)	(11-A)	(11-B)	(11-C)	(12)	(13)	(14)	(15-A)	(15-B)	(15-C)	(15-D)	(15-D)	(16)	(17)	(18)
			Near ITI	1.000	-	0.500	-	-	7.9	10	12	50	210			0.001 cum/day
			Near Gas Godown, Sri kot	0.050	-	0.050	-	-	7.92	8.8	9	30	170			8.00 kg/month sludge generated is used in Gardining at STP campus
			Near Junior High	0.075	-	0.075	-	-	7.83	9.6	11	50	220			9.00 kg/month sludge generated

Sl. No.	District	(A) Name of ULB	(E) Sewage treatment and Utilization													
			Installed Treatment capacities of existing STPs / FSTP / Co-Treatment (MLD)			Utilisation capacity of existing STPs (MLD)	Gap in sewage generation and treatment (MLD)	Time bound plan to set up and operationalise STPs / FSTP / Co-Treatment	Performance of STPs with reference to Standards					Final point of discharge of treated effluent	Level of Utilisation of Treated sewage	Sludge generation and its management
			Location	STP Capacity	FSTP / Co-Treatment Capacity				pH	BOD	TS	COD	Fecal Coliform			
(a)	(b)	(C)	(11-A)	(11-B)	(11-C)	(12)	(13)	(14)	(15-A)	(15-B)	(15-C)	(15-D)	(15-D)	(16)	(17)	(18)
			School Srikot													is used in Gardinining at STP campus
58	Pauri	Swargashram Jonk	Swarg Ashram Rishikesh	3.00		3.00	0.00	Additional 3 MLD STPs is under construction under nmami gange, March-2027	7.21	7.50	13.20	28.00	79.00	Ganga river	-	0.79 cum/day
59	Pauri	Thalisen	-	-	-	-	0.44	-	-	-	-	-	-	-	-	-

Sl. No.	District	(A) Name of ULB	(E) Sewage treatment and Utilization													
			Installed Treatment capacities of existing STPs / FSTP / Co-Treatment (MLD)			Utilisation capacity of existing STPs (MLD)	Gap in sewage generation and treatment (MLD)	Time bound plan to set up and operationalise STPs / FSTP / Co-Treatment	Performance of STPs with reference to Standards					Final point of discharge of treated effluent	Level of Utilisation of Treated sewage	Sludge generation and its management
			Location	STP Capacity	FSTP / Co-Treatment Capacity				pH	BOD	TS	COD	Fecal Coliform			
(a)	(b)	(C)	(11-A)	(11-B)	(11-C)	(12)	(13)	(14)	(15-A)	(15-B)	(15-C)	(15-D)	(15-D)	(16)	(17)	(18)
60	Pithoragarh	Berinag	-	-	-	-	1.13	-	-	-	-	-	-	-	-	-
61	Pithoragarh	Dharchula	-	-	-	-	1.04	Proposed 2.5 MLD STP with 4 KLD co-treatment (SBM 2.0), march 2028	-	-	-	-	-	Kali river	-	-
62	Pithoragarh	Didihat	-	-	-	-	1.17	-	-	-	-	-	-	-	-	-
63	Pithoragarh	Gangoli ahath	-	-	-	-	1.05	-	-	-	-	-	-	-	-	-

Sl. No.	District	(A) Name of ULB	(E) Sewage treatment and Utilization													
			Installed Treatment capacities of existing STPs / FSTP / Co-Treatment (MLD)			Utilisation capacity of existing STPs (MLD)	Gap in sewage generation and treatment (MLD)	Time bound plan to set up and operationalise STPs / FSTP / Co-Treatment	Performance of STPs with reference to Standards					Final point of discharge of treated effluent	Level of Utilisation of Treated sewage	Sludge generation and its management
			Location	STP Capacity	FSTP / Co-Treatment Capacity				pH	BOD	TS	COD	Fecal Coliform			
(a)	(b)	(C)	(11-A)	(11-B)	(11-C)	(12)	(13)	(14)	(15-A)	(15-B)	(15-C)	(15-D)	(15-D)	(16)	(17)	(18)
64	Pithoragarh	Munsyari	-	-	-	-	0.79	-	-	-	-	-	-	-	-	-
65	Pithoragarh	Pitthoragarh	Nirada, Pithoragarh	1.250	-	0.875	5.27	-	7.10	7.5	7.77	27.34	-	Randhola Gad	-	78 kg/day composting/It is given to Horticulture Department.

Sl. No.	District	(A) Name of ULB	(E) Sewage treatment and Utilization														
			Installed Treatment capacities of existing STPs / FSTP / Co-Treatment (MLD)			Utilisation capacity of existing STPs (MLD)	Gap in sewage generation and treatment (MLD)	Time bound plan to set up and operationalise STPs / FSTP / Co-Treatment	Performance of STPs with reference to Standards					Final point of discharge of treated effluent	Level of Utilisation of Treated sewage	Sludge generation and its management	
			Location	STP Capacity	FSTP / Co-Treatment Capacity				pH	BOD	TS	COD	Fecal Coliform				
(a)	(b)	(C)	(11-A)	(11-B)	(11-C)	(12)	(13)	(14)	(15-A)	(15-B)	(15-C)	(15-D)	(15-D)	(16)	(17)	(18)	
			Ancho li, Pithoragarh	5.000	-	3.500				7.24	7.75	6.25	23.11	-	Randhola Gad	-	349 kg/day composting/It is given to Horticulture Department.
66	Rudraprayag	Agyastmuni	-	-	-	-	0.97	-	-	-	-	-	-	-	-	-	-
67	Rudraprayag	Guptkashi	-	-	-	-	0.45	-	-	-	-	-	-	-	-	-	-
68	Rudraprayag	Kedarnath	-	-	-	-	0.09	0.6 MLD STP under	-	-	-	-	-	-	-	-	-

Sl. No.	District	(A) Name of ULB	(E) Sewage treatment and Utilization													
			Installed Treatment capacities of existing STPs / FSTP / Co-Treatment (MLD)			Utilisation capacity of existing STPs (MLD)	Gap in sewage generation and treatment (MLD)	Time bound plan to set up and operationalise STPs / FSTP / Co-Treatment	Performance of STPs with reference to Standards					Final point of discharge of treated effluent	Level of Utilisation of Treated sewage	Sludge generation and its management
			Location	STP Capacity	FSTP / Co-Treatment Capacity				pH	BOD	TS	COD	Fecal Coliform			
(a)	(b)	(C)	(11-A)	(11-B)	(11-C)	(12)	(13)	(14)	(15-A)	(15-B)	(15-C)	(15-D)	(15-D)	(16)	(17)	(18)
								construction by PWD								
			-	-	-	-			-	-	-	-	-	-	-	-
69	Rudraprayag	Rudraprayag	0.100 MLD STP Near Rudra complex	0.100		0.060	1.10	-	7.34	7.5	10	40	79	Alaknanda River	-	1.00 kg/month quantity of sludge generated after treatment of STP, which is utilized as

Sl. No.	District	(A) Name of ULB	(E) Sewage treatment and Utilization													
			Installed Treatment capacities of existing STPs / FSTP / Co-Treatment (MLD)			Utilisation capacity of existing STPs (MLD)	Gap in sewage generation and treatment (MLD)	Time bound plan to set up and operationalise STPs / FSTP / Co-Treatment	Performance of STPs with reference to Standards					Final point of discharge of treated effluent	Level of Utilisation of Treated sewage	Sludge generation and its management
			Location	STP Capacity	FSTP / Co-Treatment Capacity				pH	BOD	TS	COD	Fecal Coliform			
(a)	(b)	(C)	(11-A)	(11-B)	(11-C)	(12)	(13)	(14)	(15-A)	(15-B)	(15-C)	(15-D)	(15-D)	(16)	(17)	(18)
																fertilizer for gardening of STPs plants
			0.075 MLD STP Near bus stand	0.075		0.04			7.8	9.6	10	40	170	Alaknanda River	-	1.00 kg/Month quantity of sludge generated after treatment of STP, which is utilized as

Sl. No.	District	(A) Name of ULB	(E) Sewage treatment and Utilization													
			Installed Treatment capacities of existing STPs / FSTP / Co-Treatment (MLD)			Utilisation capacity of existing STPs (MLD)	Gap in sewage generation and treatment (MLD)	Time bound plan to set up and operationalise STPs / FSTP / Co-Treatment	Performance of STPs with reference to Standards					Final point of discharge of treated effluent	Level of Utilisation of Treated sewage	Sludge generation and its management
			Location	STP Capacity	FSTP / Co-Treatment Capacity				pH	BOD	TS	COD	Fecal Coliform			
(a)	(b)	(C)	(11-A)	(11-B)	(11-C)	(12)	(13)	(14)	(15-A)	(15-B)	(15-C)	(15-D)	(15-D)	(16)	(17)	(18)
																fertilizer for gardening of STPs plants
			0.100 MLD STP NearSt	0.100		0.060			7.59	7.5	9	40	63	Alaknanda River	-	1.5 kg/Month quantity of sludge

Sl. No.	District	(A) Name of ULB	(E) Sewage treatment and Utilization													
			Installed Treatment capacities of existing STPs / FSTP / Co-Treatment (MLD)			Utilisation capacity of existing STPs (MLD)	Gap in sewage generation and treatment (MLD)	Time bound plan to set up and operationalise STPs / FSTP / Co-Treatment	Performance of STPs with reference to Standards					Final point of discharge of treated effluent	Level of Utilisation of Treated sewage	Sludge generation and its management
			Location	STP Capacity	FSTP / Co-Treatment Capacity				pH	BOD	TS	COD	Fecal Coliform			
(a)	(b)	(C)	(11-A)	(11-B)	(11-C)	(12)	(13)	(14)	(15-A)	(15-B)	(15-C)	(15-D)	(15-D)	(16)	(17)	(18)
			ate Bank													generated after treatment of STP, which is utilized as fertilizer for gardening of STPs plants

Sl. No.	District	(A) Name of ULB	(E) Sewage treatment and Utilization													
			Installed Treatment capacities of existing STPs / FSTP / Co-Treatment (MLD)			Utilisation capacity of existing STPs (MLD)	Gap in sewage generation and treatment (MLD)	Time bound plan to set up and operationalise STPs / FSTP / Co-Treatment	Performance of STPs with reference to Standards					Final point of discharge of treated effluent	Level of Utilisation of Treated sewage	Sludge generation and its management
			Location	STP Capacity	FSTP / Co-Treatment Capacity				pH	BOD	TS	COD	Fecal Coliform			
(a)	(b)	(C)	(11-A)	(11-B)	(11-C)	(12)	(13)	(14)	(15-A)	(15-B)	(15-C)	(15-D)	(15-D)	(16)	(17)	(18)
			Rudra prayag (Near the Steel Bridge)	0.125		0.08			7.84	9.2	10	40	210	Alaknanda River	-	0.003 cum/day
			0.050 MLD STP Near Balini Raod	0.050		0.030			7.76	9.6	11	50	220	Alaknanda River	-	1.00 kg/Month quantity of sludge generated after treatment of STP,

Sl. No.	District	(A) Name of ULB	(E) Sewage treatment and Utilization													
			Installed Treatment capacities of existing STPs / FSTP / Co-Treatment (MLD)			Utilisation capacity of existing STPs (MLD)	Gap in sewage generation and treatment (MLD)	Time bound plan to set up and operationalise STPs / FSTP / Co-Treatment	Performance of STPs with reference to Standards					Final point of discharge of treated effluent	Level of Utilisation of Treated sewage	Sludge generation and its management
			Location	STP Capacity	FSTP / Co-Treatment Capacity				pH	BOD	TS	COD	Fecal Coliform			
(a)	(b)	(C)	(11-A)	(11-B)	(11-C)	(12)	(13)	(14)	(15-A)	(15-B)	(15-C)	(15-D)	(15-D)	(16)	(17)	(18)
																which is utilized as fertilizer for gardening of STPs plants
70	Rudrapar yag	Tilwada	-	-	-	-	0.35	0.100 MLD STP undre Construction for Nala Tapping (mar-2027)	-	-	-	-	-	Mandakini	-	-
			-	-	-				-	-	-	-				
			-	-	-				-	-	-	-				

Sl. No.	District	(A) Name of ULB	(E) Sewage treatment and Utilization													
			Installed Treatment capacities of existing STPs / FSTP / Co-Treatment (MLD)			Utilisation capacity of existing STPs (MLD)	Gap in sewage generation and treatment (MLD)	Time bound plan to set up and operationalise STPs / FSTP / Co-Treatment	Performance of STPs with reference to Standards					Final point of discharge of treated effluent	Level of Utilisation of Treated sewage	Sludge generation and its management
			Location	STP Capacity	FSTP / Co-Treatment Capacity				pH	BOD	TS	COD	Fecal Coliform			
(a)	(b)	(C)	(11-A)	(11-B)	(11-C)	(12)	(13)	(14)	(15-A)	(15-B)	(15-C)	(15-D)	(15-D)	(16)	(17)	(18)
71	Rudraprayag	Ukimath	-	-	-	-	0.54	-	-	-	-	-	-	-	-	-
72	Tehri	Chambha	-	-	-	-	1.54	-	-	-	-	-	-	-	-	-
73	Tehri	Chamiyala	-	-	-	-	0.74	7.5 KLD FSTP Proposed in SBM 2.0, DPR sent to GoUK, March-2028	-	-	-	-	-	Balganga river	-	-

Sl. No.	District	(A) Name of ULB	(E) Sewage treatment and Utilization													
			Installed Treatment capacities of existing STPs / FSTP / Co-Treatment (MLD)			Utilisation capacity of existing STPs (MLD)	Gap in sewage generation and treatment (MLD)	Time bound plan to set up and operationalise STPs / FSTP / Co-Treatment	Performance of STPs with reference to Standards					Final point of discharge of treated effluent	Level of Utilisation of Treated sewage	Sludge generation and its management
			Location	STP Capacity	FSTP / Co-Treatment Capacity				pH	BOD	TS	COD	Fecal Coliform			
(a)	(b)	(C)	(11-A)	(11-B)	(11-C)	(12)	(13)	(14)	(15-A)	(15-B)	(15-C)	(15-D)	(15-D)	(16)	(17)	(18)
74	Tehri	Devprayag	Near Shanti Bazar	0.075	-	0.019	0.3016	-	7.51	9.6	10	50	220	River Bhagirathi and Ganga	-	10.00 kg/month sludge generated is used in Gardinng at STP campus
			Near Sangam Bazar	0.15	-	0.08			7.82	9.2	10	40	170	River Bhagirathi and Ganga	-	11.00 kg/month sludge generated is used in Gardinng at STP campus

Sl. No.	District	(A) Name of ULB	(E) Sewage treatment and Utilization													
			Installed Treatment capacities of existing STPs / FSTP / Co-Treatment (MLD)			Utilisation capacity of existing STPs (MLD)	Gap in sewage generation and treatment (MLD)	Time bound plan to set up and operationalise STPs / FSTP / Co-Treatment	Performance of STPs with reference to Standards					Final point of discharge of treated effluent	Level of Utilisation of Treated sewage	Sludge generation and its management
			Location	STP Capacity	FSTP / Co-Treatment Capacity				pH	BOD	TS	COD	Fecal Coliform			
(a)	(b)	(C)	(11-A)	(11-B)	(11-C)	(12)	(13)	(14)	(15-A)	(15-B)	(15-C)	(15-D)	(15-D)	(16)	(17)	(18)
			Bah Bazar, Devprayag	1.40	0.005	0.05			7.81	9.2	10	40	220	Alaknanda River		0.009 cum/day
75	Tehri	Gaja	-	-	-	-	0.31	-	-	-	-	-	-	-	-	-
76	Tehri	Ghansali	-	-	-	-	1.14	10 KLD FSTP Proposed in SBM 2.0, DPR sent to GoUK, March-2028	-	-	-	-	-	Bhilangana river	-	-

Sl. No.	District	(A) Name of ULB	(E) Sewage treatment and Utilization													
			Installed Treatment capacities of existing STPs / FSTP / Co-Treatment (MLD)			Utilisation capacity of existing STPs (MLD)	Gap in sewage generation and treatment (MLD)	Time bound plan to set up and operationalise STPs / FSTP / Co-Treatment	Performance of STPs with reference to Standards					Final point of discharge of treated effluent	Level of Utilisation of Treated sewage	Sludge generation and its management
			Location	STP Capacity	FSTP / Co-Treatment Capacity				pH	BOD	TS	COD	Fecal Coliform			
(a)	(b)	(C)	(11-A)	(11-B)	(11-C)	(12)	(13)	(14)	(15-A)	(15-B)	(15-C)	(15-D)	(15-D)	(16)	(17)	(18)
77	Tehri	Kritinagar	0.05 MLD STP Kirtinagar (Near the New Bridge)	0.05		0.03	0.40	-	7.8	9.6	10	40	210	Alaknanda River	-	0.006 cum/day
			0.01 MLD STP Kirtinagar (Near	0.01		0.01		-	7.84	9.2	10	40	210	Alaknanda River	-	0.005 cum/day

Sl. No.	District	(A) Name of ULB	(E) Sewage treatment and Utilization													
			Installed Treatment capacities of existing STPs / FSTP / Co-Treatment (MLD)			Utilisation capacity of existing STPs (MLD)	Gap in sewage generation and treatment (MLD)	Time bound plan to set up and operationalise STPs / FSTP / Co-Treatment	Performance of STPs with reference to Standards					Final point of discharge of treated effluent	Level of Utilisation of Treated sewage	Sludge generation and its management
			Location	STP Capacity	FSTP / Co-Treatment Capacity				pH	BOD	TS	COD	Fecal Coliform			
(a)	(b)	(C)	(11-A)	(11-B)	(11-C)	(12)	(13)	(14)	(15-A)	(15-B)	(15-C)	(15-D)	(15-D)	(16)	(17)	(18)
			the Old Bridge)													
78	Tehri	Lambgaon	-	-	-	-	0.16	-	-	-	-	-	-	-	-	-
79	Tehri	Muni Ki Reti-Dhalwala	Chorpani, Muni ki reti	5	0	3.08	0.00	2 nos STPs 8.3 MLD (8 MLD & 0.3 MLD) are under construction	7.83	8	7	20	70	chandra bhaga river	-	2.31 cum/day

Sl. No.	District	(A) Name of ULB	(E) Sewage treatment and Utilization													
			Installed Treatment capacities of existing STPs / FSTP / Co-Treatment (MLD)			Utilisation capacity of existing STPs (MLD)	Gap in sewage generation and treatment (MLD)	Time bound plan to set up and operationalise STPs / FSTP / Co-Treatment	Performance of STPs with reference to Standards					Final point of discharge of treated effluent	Level of Utilisation of Treated sewage	Sludge generation and its management
			Location	STP Capacity	FSTP / Co-Treatment Capacity				pH	BOD	TS	COD	Fecal Coliform			
(a)	(b)	(C)	(11-A)	(11-B)	(11-C)	(12)	(13)	(14)	(15-A)	(15-B)	(15-C)	(15-D)	(15-D)	(16)	(17)	(18)
								Estimate for sewer network is proposed under KfW-II and supposed to be complete in 2029.								

Sl. No.	District	(A) Name of ULB	(E) Sewage treatment and Utilization													
			Installed Treatment capacities of existing STPs / FSTP / Co-Treatment (MLD)			Utilisation capacity of existing STPs (MLD)	Gap in sewage generation and treatment (MLD)	Time bound plan to set up and operationalise STPs / FSTP / Co-Treatment	Performance of STPs with reference to Standards					Final point of discharge of treated effluent	Level of Utilisation of Treated sewage	Sludge generation and its management
			Location	STP Capacity	FSTP / Co-Treatment Capacity				pH	BOD	TS	COD	Fecal Coliform			
(a)	(b)	(C)	(11-A)	(11-B)	(11-C)	(12)	(13)	(14)	(15-A)	(15-B)	(15-C)	(15-D)	(15-D)	(16)	(17)	(18)

Sl. No.	District	(A) Name of ULB	(E) Sewage treatment and Utilization													
			Installed Treatment capacities of existing STPs / FSTP / Co-Treatment (MLD)			Utilisation capacity of existing STPs (MLD)	Gap in sewage generation and treatment (MLD)	Time bound plan to set up and operationalise STPs / FSTP / Co-Treatment	Performance of STPs with reference to Standards					Final point of discharge of treated effluent	Level of Utilisation of Treated sewage	Sludge generation and its management
			Location	STP Capacity	FSTP / Co-Treatment Capacity				pH	BOD	TS	COD	Fecal Coliform			
(a)	(b)	(C)	(11-A)	(11-B)	(11-C)	(12)	(13)	(14)	(15-A)	(15-B)	(15-C)	(15-D)	(15-D)	(16)	(17)	(18)
			Chandreshwar Nagar, Muni Ki Reti	7.5	0	6.58			7.55	5	12	30	70	ganga river	-	3.9 cum/day
			-	-	-	-		300 KLD STP, Muni ki Reti (Under Constructi	-	-	-	-	-	-	-	-

Sl. No.	District	(A) Name of ULB	(E) Sewage treatment and Utilization													
			Installed Treatment capacities of existing STPs / FSTP / Co-Treatment (MLD)			Utilisation capacity of existing STPs (MLD)	Gap in sewage generation and treatment (MLD)	Time bound plan to set up and operationalise STPs / FSTP / Co-Treatment	Performance of STPs with reference to Standards					Final point of discharge of treated effluent	Level of Utilisation of Treated sewage	Sludge generation and its management
			Location	STP Capacity	FSTP / Co-Treatment Capacity				pH	BOD	TS	COD	Fecal Coliform			
(a)	(b)	(C)	(11-A)	(11-B)	(11-C)	(12)	(13)	(14)	(15-A)	(15-B)	(15-C)	(15-D)	(15-D)	(16)	(17)	(18)
								on)- Dec 2026								
80	Tehri	Narendra Nagar	-	-	-	-	0.97	2 MLD STP with sewer Network is under construction (Mar-2027)	-	-	-	-	-	chandra bhaga river	-	-
81	Tehri	Tapovan	Tapovan	3.5	-	1.8	0.00	-	7.8	9.6	11	40	210	River Ganga	-	0.26 Cum/Day

Sl. No.	District	(A) Name of ULB	(E) Sewage treatment and Utilization													
			Installed Treatment capacities of existing STPs / FSTP / Co-Treatment (MLD)			Utilisation capacity of existing STPs (MLD)	Gap in sewage generation and treatment (MLD)	Time bound plan to set up and operationalise STPs / FSTP / Co-Treatment	Performance of STPs with reference to Standards					Final point of discharge of treated effluent	Level of Utilisation of Treated sewage	Sludge generation and its management
			Location	STP Capacity	FSTP / Co-Treatment Capacity				PH	BOD	TS	COD	Fecal Coliform			
(a)	(b)	(C)	(11-A)	(11-B)	(11-C)	(12)	(13)	(14)	(15-A)	(15-B)	(15-C)	(15-D)	(15-D)	(16)	(17)	(18)
82	Tehri	Tehri	Bhagirathipuram, New Tehri	5.0	-	2.500	1.04	-	7.61	9.6	10	50	220	Ganga River	-	0.027 cum/day
83	US Nagar	Bazpur	BAZPUR	10.00	0.05	9	0.00	-	7.34	5.20	6.50	38.00	96.00	PILAKHAR RIVER	-	887 KG/day
84	US Nagar	Dineshpur	-	-	-	-	1.75	-	-	-	-	-	-	-	-	-
85	US Nagar	Gadarpur	-	-	-	-	3.43	-	-	-	-	-	-	-	-	-
86	US Nagar	Gadhinge	-	-	-	-	0.81	-	-	-	-	-	-	-	-	-

Sl. No.	District	(A) Name of ULB	(E) Sewage treatment and Utilization													
			Installed Treatment capacities of existing STPs / FSTP / Co-Treatment (MLD)			Utilisation capacity of existing STPs (MLD)	Gap in sewage generation and treatment (MLD)	Time bound plan to set up and operationalise STPs / FSTP / Co-Treatment	Performance of STPs with reference to Standards					Final point of discharge of treated effluent	Level of Utilisation of Treated sewage	Sludge generation and its management
			Location	STP Capacity	FSTP / Co-Treatment Capacity				pH	BOD	TS	COD	Fecal Coliform			
(a)	(b)	(C)	(11-A)	(11-B)	(11-C)	(12)	(13)	(14)	(15-A)	(15-B)	(15-C)	(15-D)	(15-D)	(16)	(17)	(18)
87	US Nagar	Gularbhoj	-	-	-	-	1.02	-	-	-	-	-	-	-	-	-
88	US Nagar	Jaspur	-	-	-	-	8.27	6.5 MLD STP at Jaspur with 20.62 KLD co-treatment (cluster town Mahuadabra) proposed under SBM 2.0	-	-	-	-	-	Lapakna River	-	-
								-	-	-	-	-	-		-	
								-	-	-	-	-	-		-	
								-	-	-	-	-	-		-	
								-	-	-	-	-	-		-	

Sl. No.	District	(A) Name of ULB	(E) Sewage treatment and Utilization														
			Installed Treatment capacities of existing STPs / FSTP / Co-Treatment (MLD)			Utilisation capacity of existing STPs (MLD)	Gap in sewage generation and treatment (MLD)	Time bound plan to set up and operationalise STPs / FSTP / Co-Treatment	Performance of STPs with reference to Standards					Final point of discharge of treated effluent	Level of Utilisation of Treated sewage	Sludge generation and its management	
			Location	STP Capacity	FSTP / Co-Treatment Capacity				pH	BOD	TS	COD	Fecal Coliform				
(a)	(b)	(C)	(11-A)	(11-B)	(11-C)	(12)	(13)	(14)	(15-A)	(15-B)	(15-C)	(15-D)	(15-D)	(16)	(17)	(18)	
								DPR sent to GoUK, March-2028	-	-	-	-	-		-	-	
									-	-	-	-	-		-	-	
									-	-	-	-	-		-	-	
89	US Nagar	Mahua Dabra Haripura	-	-	-	-	1.08		-	-	-	-	-		-	-	
90	US Nagar	Kashipur	10 MLD	10	0.05	8.00	17.10	-	7.31	5	6	27	70		-	728 KG/day	

Sl. No.	District	(A) Name of ULB	(E) Sewage treatment and Utilization													
			Installed Treatment capacities of existing STPs / FSTP / Co-Treatment (MLD)			Utilisation capacity of existing STPs (MLD)	Gap in sewage generation and treatment (MLD)	Time bound plan to set up and operationalise STPs / FSTP / Co-Treatment	Performance of STPs with reference to Standards					Final point of discharge of treated effluent	Level of Utilisation of Treated sewage	Sludge generation and its management
			Location	STP Capacity	FSTP / Co-Treatment Capacity				pH	BOD	TS	COD	Fecal Coliform			
(a)	(b)	(C)	(11-A)	(11-B)	(11-C)	(12)	(13)	(14)	(15-A)	(15-B)	(15-C)	(15-D)	(15-D)	(16)	(17)	(18)
			STP Kashi pur					-						DHELA RIVER		
			2 MLD STP HEMPUR ISMAIL	-	-	-		July 2026	STP under trial Testing					BHELA RIVER	-	Newly commissioned STPs
			500 KLD STP BELJUDI	0.50	-	0.03		-	7.64	5.40	8.50	30	120	DHELA RIVER	-	

Sl. No.	District	(A) Name of ULB	(E) Sewage treatment and Utilization													
			Installed Treatment capacities of existing STPs / FSTP / Co-Treatment (MLD)			Utilisation capacity of existing STPs (MLD)	Gap in sewage generation and treatment (MLD)	Time bound plan to set up and operationalise STPs / FSTP / Co-Treatment	Performance of STPs with reference to Standards					Final point of discharge of treated effluent	Level of Utilisation of Treated sewage	Sludge generation and its management
			Location	STP Capacity	FSTP / Co-Treatment Capacity				pH	BOD	TS	COD	Fecal Coliform			
(a)	(b)	(C)	(11-A)	(11-B)	(11-C)	(12)	(13)	(14)	(15-A)	(15-B)	(15-C)	(15-D)	(15-D)	(16)	(17)	(18)
			300 KLD STP GULERIA	0.30	-	0.05		-	7.31	7.5	8.6	44	140	DHELA RIVER	-	
			500 KLD STP MUKUNDPUR	0.50	-	0.02		-	7.27	6	5	28	140	KOSI RIVER	-	
			1 MLD STP JASP	1.00	-	0.70		-	7.47	6.80	5	42	90	BHELA RIVER	-	67.68 KG/day

Sl. No.	District	(A) Name of ULB	(E) Sewage treatment and Utilization													
			Installed Treatment capacities of existing STPs / FSTP / Co-Treatment (MLD)			Utilisation capacity of existing STPs (MLD)	Gap in sewage generation and treatment (MLD)	Time bound plan to set up and operationalise STPs / FSTP / Co-Treatment	Performance of STPs with reference to Standards					Final point of discharge of treated effluent	Level of Utilisation of Treated sewage	Sludge generation and its management
			Location	STP Capacity	FSTP / Co-Treatment Capacity				PH	BOD	TS	COD	Fecal Coliform			
(a)	(b)	(C)	(11-A)	(11-B)	(11-C)	(12)	(13)	(14)	(15-A)	(15-B)	(15-C)	(15-D)	(15-D)	(16)	(17)	(18)
			URKHURD													
91	US Nagar	Kela Khera	-	-	-	-	1.61	-	-	-	-	-	-	-	-	-
92	US Nagar	Khatima	-	-	-	-	11.22	-	-	-	-	-	-	-	-	-
93	US Nagar	Kichha	KICHA	3.00	0.015	1.00	8.10	-	7.38	4.50	4.00	23.00	76.00	KICHHAR RIVER	-	Newly commissioned STP
94	US Nagar	Lalpur	-	-	-	-	0.59	-	-	-	-	-	-	-	-	-

Sl. No.	District	(A) Name of ULB	(E) Sewage treatment and Utilization													
			Installed Treatment capacities of existing STPs / FSTP / Co-Treatment (MLD)			Utilisation capacity of existing STPs (MLD)	Gap in sewage generation and treatment (MLD)	Time bound plan to set up and operationalise STPs / FSTP / Co-Treatment	Performance of STPs with reference to Standards					Final point of discharge of treated effluent	Level of Utilisation of Treated sewage	Sludge generation and its management
			Location	STP Capacity	FSTP / Co-Treatment Capacity				pH	BOD	TS	COD	Fecal Coliform			
(a)	(b)	(C)	(11-A)	(11-B)	(11-C)	(12)	(13)	(14)	(15-A)	(15-B)	(15-C)	(15-D)	(15-D)	(16)	(17)	(18)
95	US Nagar	Mahua Kheraganj	-	-	-	-	1.85	-	-	-	-	-	-	-	-	-
96	US Nagar	Nagla	-	-	-	-	1.27	-	-	-	-	-	-	-	-	-
97	US Nagar	Nanakmatta	-	-	-	-	1.25	-	-	-	-	-	-	-	-	-
98	US Nagar	Rudrapur	-	-	0.125	0	25.89	DPR for I&D of Drain and 39 MLD STP is submitted to NMCG under	-	-	-	-	-	Kalyani River	-	-

Sl. No.	District	(A) Name of ULB	(E) Sewage treatment and Utilization													
			Installed Treatment capacities of existing STPs / FSTP / Co-Treatment (MLD)			Utilisation capacity of existing STPs (MLD)	Gap in sewage generation and treatment (MLD)	Time bound plan to set up and operationalise STPs / FSTP / Co-Treatment	Performance of STPs with reference to Standards					Final point of discharge of treated effluent	Level of Utilisation of Treated sewage	Sludge generation and its management
			Location	STP Capacity	FSTP / Co-Treatment Capacity				pH	BOD	TS	COD	Fecal Coliform			
(a)	(b)	(C)	(11-A)	(11-B)	(11-C)	(12)	(13)	(14)	(15-A)	(15-B)	(15-C)	(15-D)	(15-D)	(16)	(17)	(18)
								NAMAMI GANGE, 2 Years after approval of DPR								
99	US Nagar	Shaktigarh	-	-	-	-	1.15	-	-	-	-	-	-	-	-	-

Sl. No.	District	(A) Name of ULB	(E) Sewage treatment and Utilization													
			Installed Treatment capacities of existing STPs / FSTP / Co-Treatment (MLD)			Utilisation capacity of existing STPs (MLD)	Gap in sewage generation and treatment (MLD)	Time bound plan to set up and operationalise STPs / FSTP / Co-Treatment	Performance of STPs with reference to Standards					Final point of discharge of treated effluent	Level of Utilisation of Treated sewage	Sludge generation and its management
			Location	STP Capacity	FSTP / Co-Treatment Capacity				pH	BOD	TS	COD	Fecal Coliform			
(a)	(b)	(C)	(11-A)	(11-B)	(11-C)	(12)	(13)	(14)	(15-A)	(15-B)	(15-C)	(15-D)	(16)	(17)	(18)	
100	US Nagar	Sitarganj	-	-	-	-	4.59	3.0 MLD STP is built & is under trial run. July 2026	Under trial					NANDHOR	-	Under Trial
101	US Nagar	Sultanpur	-	-	-	-	1.46	-	-	-	-	-	-	-	-	

Sl. No.	District	(A) Name of ULB	(E) Sewage treatment and Utilization													
			Installed Treatment capacities of existing STPs / FSTP / Co-Treatment (MLD)			Utilisation capacity of existing STPs (MLD)	Gap in sewage generation and treatment (MLD)	Time bound plan to set up and operationalise STPs / FSTP / Co-Treatment	Performance of STPs with reference to Standards					Final point of discharge of treated effluent	Level of Utilisation of Treated sewage	Sludge generation and its management
			Location	STP Capacity	FSTP / Co-Treatment Capacity				pH	BOD	TS	COD	Fecal Coliform			
(a)	(b)	(C)	(11-A)	(11-B)	(11-C)	(12)	(13)	(14)	(15-A)	(15-B)	(15-C)	(15-D)	(15-D)	(16)	(17)	(18)
102	Uttarkashi	Barkot	-	-	-	-	1.09	2 nos STPs 2.95 MLD (2.25 MLD & 0.7 MLD) with 12.5 KLD co-treatment are proposed under	-	-	-	-	-	Yamuna River	-	-

Sl. No.	District	(A) Name of ULB	(E) Sewage treatment and Utilization													
			Installed Treatment capacities of existing STPs / FSTP / Co-Treatment (MLD)			Utilisation capacity of existing STPs (MLD)	Gap in sewage generation and treatment (MLD)	Time bound plan to set up and operationalise STPs / FSTP / Co-Treatment	Performance of STPs with reference to Standards					Final point of discharge of treated effluent	Level of Utilisation of Treated sewage	Sludge generation and its management
			Location	STP Capacity	FSTP / Co-Treatment Capacity				pH	BOD	TS	COD	Fecal Coliform			
(a)	(b)	(C)	(11-A)	(11-B)	(11-C)	(12)	(13)	(14)	(15-A)	(15-B)	(15-C)	(15-D)	(15-D)	(16)	(17)	(18)
								SBM 2.0 DPR sent to GoUK, March-2028								

Sl. No.	District	(A) Name of ULB	(E) Sewage treatment and Utilization													
			Installed Treatment capacities of existing STPs / FSTP / Co-Treatment (MLD)			Utilisation capacity of existing STPs (MLD)	Gap in sewage generation and treatment (MLD)	Time bound plan to set up and operationalise STPs / FSTP / Co-Treatment	Performance of STPs with reference to Standards					Final point of discharge of treated effluent	Level of Utilisation of Treated sewage	Sludge generation and its management
			Location	STP Capacity	FSTP / Co-Treatment Capacity				pH	BOD	TS	COD	Fecal Coliform			
(a)	(b)	(C)	(11-A)	(11-B)	(11-C)	(12)	(13)	(14)	(15-A)	(15-B)	(15-C)	(15-D)	(15-D)	(16)	(17)	(18)
103	Uttarkashi	Chinyal isaur	-	-	-	-	1.30	10 KLD FSTP proposed under SBM 2.0 DPR sent to GoUK, March-2028	-	-	-	-	-	Bhagirathi River	-	-
104	Uttarkashi	Gangotri	Gangotri, Uttarkashi	1.000	-	0.200	0.00	-	7.85	9.6	11	50	170	Bhagirathi River	-	0.01 cum/day
105	Uttarkashi	Naugaon	-	-	-	-	0.76	-	-	-	-	-	-	-	-	-

Sl. No.	District	(A) Name of ULB	(E) Sewage treatment and Utilization													
			Installed Treatment capacities of existing STPs / FSTP / Co-Treatment (MLD)			Utilisation capacity of existing STPs (MLD)	Gap in sewage generation and treatment (MLD)	Time bound plan to set up and operationalise STPs / FSTP / Co-Treatment	Performance of STPs with reference to Standards					Final point of discharge of treated effluent	Level of Utilisation of Treated sewage	Sludge generation and its management
			Location	STP Capacity	FSTP / Co-Treatment Capacity				PH	BOD	TS	COD	Fecal Coliform			
(a)	(b)	(C)	(11-A)	(11-B)	(11-C)	(12)	(13)	(14)	(15-A)	(15-B)	(15-C)	(15-D)	(15-D)	(16)	(17)	(18)
106	Uttarkashi	Purola	-	-	-	-	1.17	1.25 MLD STP with 6.2 KLD co-treatment unit is proposed under SBM 2.0, DPR sent GoUK, March-2028	-	-	-	-	-	Kamal river tributary of Yamuna	-	-
107	Uttarkashi	Uttarkashi	Gyansu,	2	-	1.78	2.21	-	7.97	10	12	50	220			0.07 cum/day

Sl. No.	District	(A) Name of ULB	(E) Sewage treatment and Utilization													
			Installed Treatment capacities of existing STPs / FSTP / Co-Treatment (MLD)			Utilisation capacity of existing STPs (MLD)	Gap in sewage generation and treatment (MLD)	Time bound plan to set up and operationalise STPs / FSTP / Co-Treatment	Performance of STPs with reference to Standards					Final point of discharge of treated effluent	Level of Utilisation of Treated sewage	Sludge generation and its management
			Location	STP Capacity	FSTP / Co-Treatment Capacity				pH	BOD	TS	COD	Fecal Coliform			
(a)	(b)	(C)	(11-A)	(11-B)	(11-C)	(12)	(13)	(14)	(15-A)	(15-B)	(15-C)	(15-D)	(15-D)	(16)	(17)	(18)
			Uttarkashi											Bhagirathi River		
Total				446.12	0.48	338.17	335.39									

(F) Gaps and Action Plan

Sl. No.	District	Name of ULB	Sewage Generation ULB (MLD)	Installed Treatment Capacity (MLD)	Utilized Capacity (MLD)	Gap in Sewage Treatment (MLD) (2-4)	Time lines to bridge the gaps
a	b	1	2	3	4	(2-4)	5
1	Almora	Almora	5.74	2.00	1.60	4.14	As per Annexure-B, (B) Sewage Management in the State, Sewage Generation and Conveyance, Column no 14
2		Bhikiyasain	0.62			0.62	
3		Choukhutiya	0.66			0.66	
4		Dwarahat	0.41			0.41	
5		Ranikhet	0.74			0.74	
6	Bageshwar	Bageshwar	3.69			3.69	
7		Garud	0.77			0.77	
8		Kapkot	0.79			0.79	
9	Chamoli	Badrinathpuri	0.36	1.26	1.15	0.00	
10		Chamoli & Gopeshwar	3.16	4.37	2.89	0.27	
11		Gairsain	1.28			1.28	
12		Joshimath	2.46	3.78	1.32	1.14	
13		Gochar	1.31			1.31	
14		Karanpariyag	1.31	0.35	0.22	1.09	
15		Nandanagar	0.42			0.42	
16		Nandprayag	0.36	0.15	0.12	0.24	
17		Pipalkothi	0.52			0.52	
18		Pokhri	0.78			0.78	
19		Tharali	0.68			0.68	
20	Champawat	Banbasa	0.89			0.89	
21		Champawat	1.88			1.88	

22		Lohaghat	1.17			1.17
23		Pati	0.34			0.34
24		Tanakpur	3.16			3.16
25	Dehradun	Dehradun	118.44	118.13	76.49	41.95
26		Doiwala	8.22			8.22
27		Herbetpur	1.80			1.80
28		Mussoorie	4.44	7.32	4.93	0.00
29		Rishikesh	15.66	26.00	20.27	0.00
30		Selaqui	2.49			2.49
31		Vikas Nagar	3.54			3.54
32	Haridwar	Bhagwanpur	2.53			2.53
33		Dhandera	3.43			3.43
34		Haridwar	37.00	145.00	156.45	0.00
35		Imlikhera	1.51			1.51
36		Laksar	3.79			3.79
37		Landhaura	2.71			2.71
38		Jhabrera	1.65			1.65
39		Manglaur	7.81			7.81
40		Padli Gujjar	3.16			3.16
41		Piran Kaliyar	2.86			2.86
42		Rampur	4.03			4.03
43		Roorkee	26.89	33.00	6.00	20.89
44		Shivalik Nagar	4.95			4.95
45		Sultanpur Adampur	2.36			2.36
46	Nanital	Bhimal	2.19	1.25	0.81	1.38
47		Bhowali	1.25			1.25
48		Haldwani	41.43	28.00	14.00	27.43

49		Kaladhungi	1.46			1.46	As per Annexure-B, (B) Sewage Management in the State, Sewage Generation and Conveyance, Column no 14
50		Lalkuan	1.13			1.13	
51		Nainital	6.10	1.70	1.14	4.96	
52		Ramnagar	9.14	8.50	4.79	4.35	
53	Pauri	Dugaada	0.36			0.36	
54		Kotdwara	19.97			19.97	
55		Pauri	3.70			3.70	
56		Satpuli	0.64			0.64	
57		Srinagar	5.58	4.63	3.43	2.16	
58		Swargashram Jonk	0.68	3.00	3.00	0.00	
59		Thalisen	0.44			0.44	
60	Pithoragarh	Berinag	1.13			1.13	
61		Dharchula	1.04			1.04	
62		Didihat	1.17			1.17	
63		Gangoliahat	1.05			1.05	
64		Munsyari	0.79			0.79	
65	Pitthoragarh	9.65	6.25	4.38	5.27		
66	Rudraparyag	Agastmuni	0.97			0.97	
67		Guptkashi	0.45			0.45	
68		Kedarnath	0.09			0.09	
69		Rudraparyag	1.37	0.45	0.27	1.10	
70		Tilwara	0.35			0.35	
71		Ukhimath	0.54			0.54	
72	Tehri	Chamba	1.54			1.54	
73		Chamiyala	0.74			0.74	
74		Devprayag	0.45	1.63	0.15	0.30	
75		Gaja	0.31			0.31	
76		Ghansali	1.14			1.14	

77		Kritinagar	0.44	0.06	0.04	0.40
78		Lambgaon	0.16			0.16
79		Muni Ki Reti-Dhalwala	4.22	12.50	9.66	0.00
80		Narendra Nagar	0.97			0.97
81		Tapovan	0.57	3.50	1.80	0.00
82		Tehri	3.54	5.00	2.50	1.04
83	US Nagar	Bazpur	4.59	10.00	9.00	0.00
84		Dineshpur	1.75			1.75
85		Gadarpur	3.43			3.43
86		Gadhinegi	0.81			0.81
87		Gularbhoj	1.02			1.02
88		Jaspur	8.27			8.27
89		Mahua Dabra Haripura	1.08			1.08
90		Kashipur	25.90	12.30	8.80	17.10
91		Kela Khera	1.61			1.61
92		Khatima	11.22			11.22
93		Kichha	9.10	3.00	1.00	8.10
94		Lalpur	0.59			0.59
95		Mahua Kheraganj	1.85			1.85
96		Nagla	1.27			1.27
97		Nanakmatta	1.25			1.25
98		Rudrapur	25.89			25.89
99		Shaktigarh	1.15			1.15
100		Sitarganj	4.59			4.59
101	Sultanpur	1.46			1.46	
102	Uttarkashi	Barkot	1.09			1.09

103	Chinyalisaur	1.30			1.30
104	Gangotri	0.02	1.00	0.20	0.00
105	Naugaon	0.76			0.76
106	Purola	1.17			1.17
107	Uttarkashi	3.99	2.00	1.78	2.21
Total		534.65	446.12	338.17	335.39

(G)Ring Fence Account

Rs. in Lakh

Sl. No.	District	1) Amount Ring Fenced	Townwise G.O. of works issued	2) Whether single dedicated account has been opened	3) Date of opening account	4) Amount utilized	Plan of utilization (Time lines and executing capacity)
a	b	(1-A)	(1-B)	2	3	4	5
1	Dehradun	10000.00	7858.66	Yes	23-12-2024	808.57	Dec-27
2	Haridwar		1122.14			0.00	
3	Nainital		948.94			0.00	
Total		10000.00	9929.74			808.57	

**Fwd: Hon'ble NGT O.A. No. 606 2018 Compliance of Municipal Solid Waste Management Rules, 2016 & Other environmental issues**

2 messages

Environment Monitoring Cell CS Office Uttarakhand <emcukcsoffice@gmail.com>

Mon, May 11, 2026 at 5:49 AM

To: msukpcb@yahoo.com, ukpcblegalcell@gmail.com, envsection1@gmail.com, secyukgov <secyukgov@gmail.com>, secynkjha@gmail.com

Environment Monitoring Cell,
Office of Chief Secretary,
Government of Uttarakhand
0135- 2712100, 2712200
2712500 (F)
Email: emcukcsoffice@gmail.com

----- Forwarded message -----

From: **SBM uttarakhand** <sbmurbanuk@gmail.com>

Date: Fri, 8 May, 2026, 9:02 pm

Subject: Hon'ble NGT O.A. No. 606 2018 Compliance of Municipal Solid Waste Management Rules, 2016 & Other environmental issues

To: <msukpcb@yahoo.com>, <chiefsecyuk@gmail.com>, <chiefsecy@gmail.com>, <secynkjha@gmail.com>, <udsection03@gmail.com>, Adiraj Bali <adirajbali1@gmail.com>, <emcukcsoffice@gmail.com>

To,

1. The Staff Officer-Chief Secretary Sir/ MEmber Coordinator - EMC, Govt. of Uttarakhand.
2. Member Secretary, Uttarakhand Pollution Control Board, Dehradun.
3. Secretary, Urban Development Directorate, Govt. of Uttarakhand.
4. Deputy Secretary, Urban Development Section 3, Govt. Of Uttarakhand.

Respected Sir,

With Reference to the letter of Member Coordinator-EMC, CS Office, Dehradun No. 06 / स्टॉ, ऑफि. मु.स./2026/ ओ.ए.606/18 Dated- 10.04.2026 and Letter No. 997 Date 16.042026 of Deputy Secretary, Urban Development Section 03, GoUK, It is hereby humbly submitted that the compliance Report on the given format (Annexure A-Solid Waste Management) of the Hon'ble NGT O.A No. 606/2018 "Compliance of Municipal Solid Waste Management Rules, 2016 and Other Environmental Issues" is attached herewith for your kind information and necessary action please

Thanks & Regards

State Project Management Unit
Swachh Bharat Mission (Urban)
Urban Development Directorate
Uttarakhand.
sbmurbanuk@gmail.com






कृपया अतिआवश्यक न होने पर इस ई-मेल का प्रिंट न निकालें।
पर्यावरण के प्रति जागरूकता को बढ़ावा दें।

Please do not print this email unless it is necessary.

Spread environmental awareness.

3 attachments

-  **Hon'ble NGT O.A. No. 606_2018 Compliance of Municipal Solid Waste Management Rules, 2016 & Other environmental issues.pdf**
878K
-  **406 - OA 606 of 2018 - _0001_0001.pdf**
829K
-  **Hon'ble NGT O.A. No. 606_2018 Compliance of Municipal Solid Waste Management Rules, 2016 & Other environmental issues.xlsx**
67K

Principal Secretary <secyukgov@gmail.com>

Mon, May 11, 2026 at 7:19 AM

To: asforest2022 <asforest2022@gmail.com>, msukpcb <msukpcb@yahoo.com>, ukpcblegalcell@gmail.com, SO Environment Section <envsection1@gmail.com>




For necessary action please.

[Quoted text hidden]

--

Regards,
O/o
Principal Secretary,
Hon'ble Chief Minister,
Dept. of Forest, Environment Protection & Climate Change
Govt. of Uttarakhand,
Office # 0135-2713537

3 attachments

-  **Hon'ble NGT O.A. No. 606_2018 Compliance of Municipal Solid Waste Management Rules, 2016 & Other environmental issues.pdf**
878K
-  **406 - OA 606 of 2018 - _0001_0001.pdf**
829K
-  **Hon'ble NGT O.A. No. 606_2018 Compliance of Municipal Solid Waste Management Rules, 2016 & Other environmental issues.xlsx**
67K

Annexure-A									
(A) Solid Waste Management in the State									
SN	District	(1) Name of ULBs	Waste Generation, Collection and Transportation			(4) Waste Segregation Status and its collection	(5) Waste Transported (TPD)	(6) Final Destination of Transported Waste	
			(2) Waste Generation (TPD)*	(3) Composition of Waste					
			Biodegradable (TPD)	Dry/ Recyclable (TPD)	Inerts (TPD)				
1	2	3	4	5	6	7	8	9	10
1	Almora	Almora (NN)	13.00	6.00	6.90	0.10	1-Total No. of HH-- 7830 2-Total No. of HH Segregating Waste at source- 2350 3- % HH Segregatin waste- 30% 4-Quantity of collected Segregated waste - 15TPD 5-TPD 5-No. of Stream of Segregation (2-Dry/Wet)	13.00	Wet Waste is used as compost/manure, Dry Waste like Recyclables sent to recyclers, RDF sent to WtE/Cement plant/ Inerts use in low lying areas/Backfilling until construction of SLF
2		Ranikhet-Chiniyanaula (NPP)	3.00	0.23	2.47	0.30	1-Total No. of HH 1075, 2-Total No. of HH Segregating Waste at source1065, 3- % HH Segregatin waste 98%, 4-Quantity of collected Segregated waste 3 TPD 5-No. of Stream of Segregation (2-Dry/Wet)	2.77	Wet Waste is used as compost/manure, Dry Waste like Recyclables sent to recyclers, RDF sent to WtE/Cement plant/ Inerts use in low lying areas/Backfilling until construction of SLF
3		Dwarahat (NP)	0.60	0.30	0.25	0.05	1-Total No. of HH 870 2-Total No.852 of HH Segregating Waste at source 3 - % HH Segregatin waste 97 4-Quantity of collected Segregated waste -0.6 TPD 5-No. of Stream of Segregation (2-Dry/Wet)	0.60	Wet Waste is used as compost/manure, Dry Waste like Recyclables sent to recyclers, RDF sent to WtE/Cement plant/ Inerts use in low lying areas/Backfilling until construction of SLF
4		Bhikiyasain (NP)	2.20	1.20	0.80	0.20	1-Total No. of HH-1050 2-Total No. of HH Segregating Waste at source1050 3- % HH Segregatin waste- 100 4-Quantity of collected Segregated waste 2 TPD 5-No. of Stream of Segregation (2/3/4-Dry-0.8/Wet-1.2/Sanitary/Special/DHW/E-Waste)	2.00	Wet Waste is used as compost/manure, Dry Waste like Recyclables sent to recyclers, RDF sent to WtE/Cement plant/ Inerts use in low lying areas/Backfilling until construction of SLF
5		Chaukhtia (NP)	1.08	0.54	0.41	0.13	1-Total No. of HH-1400 2-Total No. of HH Segregating Waste at source-1050 3- % HH Segregatin waste-75 % 4-Quantity of collected Segregated waste -0.94TPD 5-No. of Stream of Segregation (2-Dry/Wet)-2	0.94	Wet Waste is used as compost/manure, Dry Waste like Recyclables sent to recyclers, RDF sent to WtE/Cement plant/ Inerts use in low lying areas/Backfilling until construction of SLF
6	Bageshwar	Bageshwar (NPP)	7.50	4.50	2.50	0.50	1-Total No. of HH 5290 2-Total No. of HH Segregating Waste at source 5025 3- 95%HH Segregatin waste 4-Quantity of collected Segregated waste 7.5 TPD 5-No. of Stream of Segregation (2-Dry/Wet)	7.50	Wet Waste is used as compost/manure, Dry Waste like Recyclables sent to recyclers, RDF sent to WtE/Cement plant/ Inerts use in low lying areas/Backfilling until construction of SLF
7		Kapkot (NP)	2.00	0.90	0.90	0.20	1-Total No. of HH 1700 2-Total No. of HH Segregating Waste at source 1530 3- 90% HH Segregatin waste 4-Quantity of collected Segregated waste 2.0 TPD 5-No. of Stream of Segregation (2-Dry/Wet)	2.00	Wet Waste is used as compost/manure, Dry Waste like Recyclables sent to recyclers, RDF sent to WtE/Cement plant/ Inerts use in low lying areas/Backfilling until construction of SLF

(A) Solid Waste Management in the State									
SN	District	(1) Name of ULBs	Waste Generation, Collection and Transportation				(4) Waste Segregation Status and its collection	(5) Waste Transported (TPD)	(6) Final Destination of Transported Waste
			(2) Waste Generation (TPD)*	(3) Composition of Waste					
				Biodegradable (TPD)	Dry/ Recyclable (TPD)	Inerts (TPD)			
1	2	3	4	5	6	7	8	9	10
8		Garur (NP)	1.50	0.80	0.50	0.20	1-Total No. of HH 1458 2-Total No. of HH Segregating Waste at source 1250 3- 86 % HH Segregatin waste 4-Quantity of collected Segregated waste 1.5 TPD 5-No. of Stream of Segregation (Mixed, Dry, Wet, Domestic HAZ)	1.50	Wet Waste is used as compost/manure, Dry Waste like Recyclables sent to recyclers, RDF sent to WtE/Cement plant/ Inerts use in low lying areas/Backfilling until construction of SLF
9		Chamoli-Gopeshwar (NPP)	7.00	2.70	2.90	1.40	1-Total No. of HH-6469 2-Total No. of HH Segregating Waste at source--6145 3- % HH Segregatin waste--95% 4-Quantity of collected Segregated waste - 5 TPD 5-No. of Stream of Segregation (2 Dry/Wet)	7.00	Wet Waste is used as compost/manure, Dry Waste like Recyclables sent to recyclers, RDF sent to WtE/Cement plant/ Inerts use in low lying areas/Backfilling until construction of SLF
10		Joshimath (NPP)	3.20	1.40	1.50	0.30	1-Total No. of HH-3898 2-Total No. of HH Segregating Waste at source-2728 3- % HH Segregatin waste--70% 4-Quantity of collected Segregated waste -3.20 TPD, 5-No. of Stream of Segregation (2-Dry/Wet)	3.20	Wet Waste is used as compost/manure, Dry Waste like Recyclables sent to recyclers, RDF sent to WtE/Cement plant/ Inerts use in low lying areas/Backfilling/SLF
11		Gauchar (NPP)	3.20	1.00	2.10	0.10	1-Total No. of HH - 2868 2-Total No. of HH Segregating Waste at source - 2585 3 - % HH Segregatin waste- 90 4 - Quantity of collected Segregated waste - 3.1TPD 5 - No. of Stream of Segregation (Dry/Wet)	3.20	Wet Waste is used as compost/manure, Dry Waste like Recyclables sent to recyclers, RDF sent to WtE/Cement plant/ Inerts use in low lying areas/Backfilling until construction of SLF
12		Karnaprayag (NPP)	2.20	1.00	1.00	0.20	1-Total No. of HH 2475. 2-Total No. of HH Segregating Waste at source 2475 3- % HH Segregatin waste 100% 4-Quantity of collected Segregated waste -TPD 5-No. of Stream of Segregation dry and wet	2.20	Wet Waste is used as compost/manure, Dry Waste like Recyclables sent to recyclers, RDF sent to WtE/Cement plant/ Inerts use in low lying areas/Backfilling until construction of SLF
13		Badrinath (NP)	1.10	0.40	0.60	0.10	1-Total No. of HH-- 850 2-Total No. of HH Segregating Waste at source--850 3- % HH Segregatin waste--100% 4-Quantity of collected Segregated waste -2.2 TPD 5-No. of Stream of Segregation (2-Dry/Wet)	1.10	Wet Waste is used as compost/manure, Dry Waste like Recyclables sent to recyclers, RDF sent to WtE/Cement plant/ Inerts use in low lying areas/Backfilling until construction of SLF

(A) Solid Waste Management in the State									
SN	District	(1) Name of ULBs	Waste Generation, Collection and Transportation				(4) Waste Segregation Status and its collection	(5) Waste Transported (TPD)	(6) Final Destination of Transported Waste
			(3) Composition of Waste						
			(2) Waste Generation (TPD)*	Biodegradable (TPD)	Dry/ Recyclable (TPD)	Inerts (TPD)			
1	2	3	4	5	6	7	8	9	10
14	Chamoli	Nandprayg (NP)	1.34	0.67	0.51	0.16	1-Total No. of HH-424 2-Total No. of HH Segregating Waste at source---403 3- % HH Segregatin waste--95.04% 4-Quantity of collected Segregated waste 0.5TPD 5-No. of Stream of Segregation (2/3/4-02Dry/Wet/Sanitary/Special/DHW/E-Waste)	0.50	Wet Wast is used as compost/manure, Dry Waste like Recyclables sent to recyclers, RDF sent to WtE/Cement plant/ Inerts use in low lying areas/Backfilling until contruction of SLF
15		Pokhri (NPP)	2.00	0.70	1.10	0.20	1-Total No. of HH-1443 2-Total No. of HH Segregating Waste at source-1369 3- % HH Segregatin waste- 100% 4-Quantity of collected Segregated waste - 1.5 TPD 5-No. of Stream of Segregation (2-Dry/Wet)-3	1.30	Wet Wast is used as compost/manure, Dry Waste like Recyclables sent to recyclers, RDF sent to WtE/Cement plant/ Inerts use in low lying areas/Backfilling until contruction of SLF
16		Gairsain (NPP)	1.20	0.45	0.70	0.05	1-Total No. of HH-980 2-Total No. of HH Segregating Waste at source-600 3- % HH Segregatin waste-60 4-Quantity of collected Segregated waste -21 TPD 5-No. of Stream of Segregation (2-Dry/Wet)- 2 Dry/ Wet	1.20	Wet Wast is used as compost/manure, Dry Waste like Recyclables sent to recyclers, RDF sent to WtE/Cement plant/ Inerts use in low lying areas/Backfilling until contruction of SLF
17		Tharali (NP)	1.20	0.40	0.70	0.10	1-Total No. of HH 983 2-Total No. of HH Segregating Waste at source-650 3- % HH Segregatin waste-66 4-Quantity of collected Segregated waste -0.8TPD 5-No. of Stream of Segregation (2-Dry/Wet)-2	1.20	Wet Wast is used as compost/manure, Dry Waste like Recyclables sent to recyclers, RDF sent to WtE/Cement plant/ Inerts use in low lying areas/Backfilling until contruction of SLF
18		Pipalkoti (NP)	0.91	0.35	0.40	0.16	1-Total No. of HH 860 2-Total No. of HH Segregating Waste at source- 817 3- % HH Segregatin waste----95 percentage--- 4-Quantity of collected Segregated waste ----0.40TPD 5-No. of Stream of Segregation (2-Dry/Wet)-dry and wet	0.91	Wet Wast is used as compost/manure, Dry Waste like Recyclables sent to recyclers, RDF sent to WtE/Cement plant/ Inerts use in low lying areas/Backfilling until contruction of SLF

(A) Solid Waste Management in the State									
SN	District	(1) Name of ULBs	Waste Generation, Collection and Transportation				(4) Waste Segregation Status and its collection	(5) Waste Transported (TPD)	(6) Final Destination of Transported Waste
			(3) Composition of Waste						
			(2) Waste Generation (TPD)*	Biodegradable (TPD)	Dry/ Recyclable (TPD)	Inerts (TPD)			
1	2	3	4	5	6	7	8	9	10
19		Nandanagar (Ghat)	1.30	0.67	0.47	0.16	1-Total No. of HH 948 2-Total No. of HH Segregating Waste at source 805 3- 85% HH Segregatin waste 4-Quantity of collected Segregated waste 1.30 TPD 5-No. of Stream of Segregation (2-Dry/Wet)	1.30	Wet Wast is used as compost/manure, Dry Waste like Recyclables sent to recyclers, RDF sent to WtE/Cement plant/ Inerts use in low lying areas/Backfilling until construction of SLF
20		Tanakpur (NPP)	4.00	1.20	2.60	0.20	1-Total No. of HH 4107 2-Total No. of HH Segregating Waste at source 3861 3- % HH Segregatin waste 81.01% 4-Quantity of collected Segregated waste 3.24 TPD 5-No. of Stream of Segregation (4-dry,wet,sanitary,domestic hazardous, e-waste)	4.00	Wet Wast is used as compost/manure, Dry Waste like Recyclables sent to recyclers, RDF sent to WtE/Cement plant/ Inerts use in low lying areas/Backfilling until construction of SLF
21		Champawat (NPP)	4.50	2.00	2.00	0.50	1-Total No. of HH-12756 2-Total No. of HH Segregating Waste at source- 12756 3- % HH Segregatin waste- 100% 4-Quantity of collected Segregated waste -3.9 TPD 5-No. of Stream of Segregation (2-Dry/Wet)	4.00	Wet Wast is used as compost/manure, Dry Waste like Recyclables sent to recyclers, RDF sent to WtE/Cement plant/ Inerts use in low lying areas/Backfilling until construction of SLF
22	Champwat	Lohaghat (NPP)	2.50	1.40	1.00	0.10	1-Total No. of HH -1320 2-Total No. of HH Segregating Waste at source264 3- % HH Segregatin waste20% 4-Quantity of collected Segregated waste 0.5 TPD 5-No. of Stream of Segregation (3-Dry/Wet/Sanitar,DHW)	2.50	Wet Wast is used as compost/manure, Dry Waste like Recyclables sent to recyclers, RDF sent to WtE/Cement plant/ Inerts use in low lying areas/Backfilling until construction of SLF

(A) Solid Waste Management in the State									
SN	District	(1) Name of ULBs	Waste Generation, Collection and Transportation				(4) Waste Segregation Status and its collection	(5) Waste Transported (TPD)	(6) Final Destination of Transported Waste
			(2) Waste Generation (TPD)*	(3) Composition of Waste					
				Biodegradable (TPD)	Dry/ Recyclable (TPD)	Inerts (TPD)			
1	2	3	4	5	6	7	8	9	10
23		Banbasa (NP)	2.00	1.30	0.50	0.20	1-Total No. of HH 1250 2-Total No. of HH Segregating Waste at source- 840 3- % HH Segregatin waste- 73% 4-Quantity of collected Segregated waste -1.6TPD 5-No. of Stream of Segregation (4-dry,wet,sanitary,domestic hazardous)	2.00	Wet Waste is used as compost/manure, Dry Waste like Recyclables sent to recyclers, RDF sent to WtE/Cement plant/ Inerts use in low lying areas/Backfilling until construction of SLF
24		Pati	1.00	0.55	0.35	0.10	1-Total No. of HH850 2-Total No. of HH Segregating Waste at source127 3- % HH Segregatin waste15% 4-Quantity of collected Segregated waste 0.15 TPD 5-No. of Stream of Segregation (3-Dry/Wet/Sanitary,DHW)	1.00	Wet Waste is used as compost/manure, Dry Waste like Recyclables sent to recyclers, RDF sent to WtE/Cement plant/ Inerts use in low lying areas/Backfilling until construction of SLF
25		Dehradun (NN)	465.00	233.87	213.54	17.59	1-Total No. of HH 167577 2-Total No. of HH Segregating Waste at source 117303 3- % HH Segregatin waste 70 4-Quantity of collected Segregated waste 325 TPD 5-No. of Stream of Segregation 2 (Wet & Dry) (2-Dry/Wet)	465.00	Integrated Solid Waste Management Plant, Sheeshambada and Swachhata Kendra (Decentralised Composting + MRF Plant in Harrawala ward)/SLF
26		Rishikesh (NN)	56.80	32.00	21.60	3.20	1-Total No. of HH 30195 2-Total No. of HH Segregating Waste at source 18200 3- % HH Segregatin waste 60%- 4-Quantity of collected Segregated waste 36TPD 5-No. of Stream of Segregation (2-Dry/Wet) 4 types	56.80	Wet Waste is used as compost/manure, Dry Waste like Recyclables sent to recyclers, RDF sent to WtE/Cement plant/ Inerts use in low lying areas/Backfilling until construction of SLF
27		Vikasnagar (NPP)	13.04	7.20	5.12	0.72	1-Total No. of HH 5353 2-Total No. of HH Segregating Waste at source 4282 3- % HH Segregatin waste 80 4-Quantity of collected Segregated waste 16TPD 5-No. of Stream of Segregation (2-Dry/Wet) - 4 Wet/Dry/Sanitary/DHW	13.04	Wet Waste is used as compost/manure, Dry Waste like Recyclables sent to recyclers, RDF sent to WtE/Cement plant/ Inerts use in low lying areas/Backfilling until construction of SLF
28		Mussoorie (NPP)	34.72	16.80	14.56	3.36	1-Total No. of HH-6245 2-Total No. of HH Segregating Waste at source-4370 3- % HH Segregatin waste-70% 4-Quantity of collected Segregated waste -22 TPD 5-No. of Stream of Segregation (4-Dry/Wet/Sanitary/DHW)	28.00	Wet Waste is used as compost/manure/CBG/energy generation, Dry Waste like Recyclables sent to recyclers, RDF sent to WtE/Cement plant/ Inerts use in low lying areas/Backfilling until construction of SLF

(A) Solid Waste Management in the State									
SN	District	(1) Name of ULBs	Waste Generation, Collection and Transportation				(4) Waste Segregation Status and its collection	(5) Waste Transported (TPD)	(6) Final Destination of Transported Waste
			(3) Composition of Waste						
			(2) Waste Generation (TPD)*	Biodegradable (TPD)	Dry/ Recyclable (TPD)	Inerts (TPD)			
1	2	3	4	5	6	7	8	9	10
29	Dehradun	Doiwala (NPP)	30.00	16.50	9.00	4.50	1-Total No. of HH 15407 2-Total No. of HH Segregating Waste at source 12900 3- % HH Segregatin waste 84% 4-Quantity of collected Segregated waste 25 TPD 5-No. of Stream of Segregation (2-Dry/Wet)- 4 Dry/Wet/Sanitary/DHW	30.00	1- Windrow composting Pit are used to process Organic waste to produce Compost. 2- Inert waste is Stored (Inert waste will be sent to Cluster based SLF that is going to built up at Lal Pani, Rishikesh) 3- RDF is sent to authorised CTO Approved Plant to use it as fuel. 4- Recyclable items are segregated and sent to Recyclers
30		Herbertpur (NPP)	10.00	5.00	4.00	1.00	1-Total No. of HH 3458 2-Total No. of HH Segregating Waste at source 3408 3- % HH Segregatin waste 75% 4-Quantity of collected Segregated waste 4 TPD 5-No. of Stream of Segregation (2-Dry/Wet)	10.00	Wet Waste is used as compost/manure, Dry Waste like Recyclables sent to recyclers, RDF sent to WtE/Cement plant/ Inerts use in low lying areas/Backfilling until construction of SLF
31		Selaqui (NP)	14.50	8.00	5.00	1.50	1-Total No. of HH--7754 2-Total No. of HH Segregating Waste at source-7600 3- % HH Segregatin waste-60% 4-Quantity of collected Segregated waste 13 TPD 5-No. of Stream of Segregation (2Dry /wet)	14.50	Wet Waste is used as compost/manure, Dry Waste like Recyclables sent to recyclers, RDF sent to WtE/Cement plant/ Inerts use in low lying areas/Backfilling until construction of SLF
32		Kotdwar (NN)	72.00	50.00	20.00	2.00	1-Total No. of HH-32700, 2-Total No. of HH Segregating Waste at source- 30738 3- % HH Segregatin waste-94% 4-Quantity of collected Segregated waste - 72TPD 5-No. of Stream of Segregation (2-Dry/Wet)	72.00	Wet Waste is used as compost/manure, Dry Waste like Recyclables sent to recyclers, RDF sent to WtE/Cement plant/ Inerts use in low lying areas/Backfilling until construction of SLF
33		Srinagar (NN)	25.00	14.00	10.00	1.00	1-Total No. of HH 6500 2-Total No. of HH Segregating Waste at source- 6500 3- % HH Segregatin waste 100% 4-Quantity of collected Segregated waste 25TPD 5-No. of Stream of Segregation (2-Dry/Wet)	25.00	Wet Waste is used as compost/manure, Dry Waste like Recyclables sent to recyclers, RDF sent to WtE/Cement plant/ Inerts use in low lying areas/Backfilling/SLF

(A) Solid Waste Management in the State									
SN	District	(1) Name of ULBs	Waste Generation, Collection and Transportation				(4) Waste Segregation Status and its collection	(5) Waste Transported (TPD)	(6) Final Destination of Transported Waste
			(2) Waste Generation (TPD)*	(3) Composition of Waste					
				Biodegradable (TPD)	Dry/ Recyclable (TPD)	Inerts (TPD)			
1	2	3	4	5	6	7	8	9	10
34	Pauri	Pauri (NPP)	15.00	8.00	6.00	1.00	1-Total No. of HH 5087 2-Total No. of HH Segregating Waste at source- 3815 3- % HH Segregatin waste- 75% 4-Quantity of collected Segregated waste 15TPD 5-No. of Stream of Segregation 4 Dry/Wet/Sanitary/Special)	15.00	Wet Waste is used as compost/manure, Dry Waste like Recyclables sent to recyclers, RDF sent to WtE/Cement plant/ Inerts use in low lying areas/Backfilling until construction of SLF
35		Dugadda (NPP)	1.50	0.80	0.55	0.15	1-Total No. of HH----435+shops225+institute18= 678 2-Total No. of HH Segregating Waste at source- 678 3- % HH Segregatin waste- 100% 4-Quantity of collected Segregated waste 1.5TPD 5-No. of Stream of Segregation 4 Dry/Wet/Sanitary/Special/DHW/E-Waste)--- 4 Stream	1.50	Wet Waste is used as compost/manure, Dry Waste like Recyclables sent to recyclers, RDF sent to WtE/Cement plant/ Inerts use in low lying areas/Backfilling until construction of SLF
36		Swargashram Jonk (NP)	6.00	2.80	2.40	0.80	1-Total No. of HH-435+ shops225+ instute 18 = 678 2-Total No. of HH Segregating Waste at source- 678 3- % HH Segregatin waste-100% 4-Quantity of collected Segregated waste -1.5TPD 5-No. of Stream of Segregation (2-Dry/Wet)- 4 Stream	6.00	Wet Waste is used as compost/manure, Dry Waste like Recyclables sent to recyclers, RDF sent to WtE/Cement plant/ Inerts use in low lying areas/Backfilling until construction of SLF
37		Satpuli (NP)	1.39	0.70	0.63	0.06	1 - Total No. of HH - 1230 2 - Total No. of HH Segregating Waste at source - 296 3 - 24% HH Segregating waste 4 - Quantity of collected Segregated waste 0.467 TPD 5 - No. of Stream of Segregation (3-Dry/Wet/Sanitary)	1.39	Wet Waste is used as compost/manure, Dry Waste like Recyclables sent to recyclers, RDF sent to WtE/Cement plant/ Inerts use in low lying areas/Backfilling until construction of SLF
38		Thalisain (NP)	1.20	0.42	0.69	0.09	1-Total No. of HH- 672 2-Total No. of HH Segregating Waste at source-672 3- % HH Segregatin waste-100% 4-Quantity of collected Segregated waste -1.20-TPD 5-No. of Stream of Segregation (2-Dry/Wet)	1.20	Wet Waste is used as compost/manure, Dry Waste like Recyclables sent to recyclers, RDF sent to WtE/Cement plant/ Inerts use in low lying areas/Backfilling until construction of SLF
39		Haridwar (NN)	250.00	125.00	102.00	23.00	1-Total No. of HH 54700 2-Total No. of HH Segregating Waste at source 40000 3- % HH Segregatin waste 75% 4-Quantity of collected Segregated waste 150 TPD 5-No. of Stream of Segregation (2-Dry/Wet)	250.00	Wet Waste is used as compost/manure, Dry Waste like Recyclables sent to recyclers, RDF sent to WtE/Cement plant/ Inerts use in low lying areas/Backfilling/SLF

(A) Solid Waste Management in the State									
SN	District	(1) Name of ULBs	Waste Generation, Collection and Transportation				(4) Waste Segregation Status and its collection	(5) Waste Transported (TPD)	(6) Final Destination of Transported Waste
			(3) Composition of Waste						
			(2) Waste Generation (TPD)*	Biodegradable (TPD)	Dry/ Recyclable (TPD)	Inerts (TPD)			
1	2	3	4	5	6	7	8	9	10
40		Roorkee (NN)	150.00	91.00	42.00	17.00	1-Total No. of HH 40054. 2-Total No. of HH Segregating Waste at source 12,016. 3- % HH Segregatin waste 30% 4-Quantity of collected Segregated waste 55 TPD 5-No. of Stream of Segregation (2-Dry/Wet)	145.04	Wet Waste is used as compost/manure, Dry Waste like Recyclables sent to recyclers, RDF sent to WtE/Cement plant/ Inerts use in low lying areas/Backfilling until construction of SLF
41		Manglaur (NPP)	22.00	11.00	8.00	3.00	1-Total No. of HH- 8737 2-Total No. of HH Segregating Waste at source- 1310 3- % HH Segregatin waste- 15% 4-Quantity of collected Segregated waste 3.60 TPD 5-No. of Stream of Segregation (2-Dry/Wet)	22.00	Wet Waste is used as compost/manure, Dry Waste like Recyclables sent to recyclers, RDF sent to WtE/Cement plant/ Inerts use in low lying areas/Backfilling until construction of SLF
42		Laksar (NPP)	19.00	12.00	5.00	2.00	1-Total No. of HH- 4145 2-Total No. of HH Segregating Waste at source-1130 3- % HH Segregatin waste- 28% 4-Quantity of collected Segregated waste -5 TPD 5-No. of Stream of Segregation (2-Dry/Wet)	19.00	Wet Waste is used as compost/manure, Dry Waste like Recyclables sent to recyclers, RDF sent to WtE/Cement plant/ Inerts use in low lying areas/Backfilling until construction of SLF
43		Shivalik Nagar (NPP)	15.50	9.00	3.50	3.00	1-Total No. of HH-7502 2-Total No. of HH Segregating Waste at source-1154 3- % HH Segregatin waste-15% 4-Quantity of collected Segregated waste -2.3 TPD 5-No. of Stream of Segregation (2-Dry/Wet)	15.50	Wet Waste is used as compost/manure, Dry Waste like Recyclables sent to recyclers, RDF sent to WtE/Cement plant/ Inerts use in low lying areas/Backfilling until construction of SLF

(A) Solid Waste Management in the State									
SN	District	(1) Name of ULBs	Waste Generation, Collection and Transportation				(4) Waste Segregation Status and its collection	(5) Waste Transported (TPD)	(6) Final Destination of Transported Waste
			(2) Waste Generation (TPD)*	(3) Composition of Waste					
				Biodegradable (TPD)	Dry/ Recyclable (TPD)	Inerts (TPD)			
1	2	3	4	5	6	7	8	9	10
44	Haridwar	Landhaura (NP)	8.00	5.00	2.00	1.00	1-Total No. of HH 3259 2-Total No. of HH Segregating Waste at source-1900 3- % HH Segregatin waste- 60 4-Quantity of collected Segregated waste 0.85,--TPD 5-No. of Stream of Segregation (2-Dry/Wet) 2	8.00	Wet Waste is used as compost/manure, Dry Waste like Recyclables sent to recyclers, RDF sent to WtE/Cement plant/ Inerts use in low lying areas/Backfilling until construction of SLF
45		Bhagwanpur (NP)	8.80	6.00	1.80	1.00	1-Total No. of HH- 4745 2-Total No. of HH Segregating Waste at source-1600 3- % HH Segregatin waste-33% 4-Quantity of collected Segregated waste --1.5---TPD 5-No. of Stream of Segregation 2 Dry and Wet (2/3/4-Dry/Wet/Sanitary/Special/)	9.00	Wet Waste is used as compost/manure, Dry Waste like Recyclables sent to recyclers, RDF sent to WtE/Cement plant/ Inerts use in low lying areas/Backfilling until construction of SLF
46		Jhabrera (NP)	10.00	6.00	3.00	1.00	1-Total No. of HH 5316 2-Total No. of HH Segregating Waste at source-3016 3- % HH Segregatin waste 57 4-Quantity of collected Segregated waste 10 TPD 5-No. of Stream of Segregation (2-Dry/Wet)	10.00	Wet Waste is used as compost/manure, Dry Waste like Recyclables sent to recyclers, RDF sent to WtE/Cement plant/ Inerts use in low lying areas/Backfilling until construction of SLF
47		Piran Kaliyar (NP)	7.00	5.25	1.40	0.35	1-Total No. of HH-7320 2-Total No. of HH Segregating Waste at source 1580 3- % HH Segregatin waste 21.5% 4-Quantity of collected Segregated waste 1.5 TPD 5-No. of Stream of Segregation (2-Dry/Wet)	7.00	Wet Waste is used as compost/manure, Dry Waste like Recyclables sent to recyclers, RDF sent to WtE/Cement plant/ Inerts use in low lying areas/Backfilling until construction of SLF
48		Dhandera (NP)	3.50	1.75	1.50	0.25	1-Total No. of HH-4100 , 2-Total No. of HH Segregating Waste at source-3800, 3- % HH Segregatin waste--40, 4-Quantity of collected Segregated waste -0.4, 5-No. of Stream of Segregation (2/3/4-Dry/Wet/Sanitary/Special/2DHW/E-Waste)	1.75	Wet Waste is used as compost/manure, Dry Waste like Recyclables sent to recyclers, RDF sent to WtE/Cement plant/ Inerts use in low lying areas/Backfilling until construction of SLF
49		Imlikhera (NP)	2.50	0.20	0.70	1.60	1-Total No. of HH- 2970 2-Total No. of HH Segregating Waste at source- 800 3- % HH Segregatin waste- 27% 4-Quantity of collected Segregated waste --0.5TPD 5-No. of Stream of Segregation (2-Dry/Wet)	2.50	Wet Waste is used as compost/manure, Dry Waste like Recyclables sent to recyclers, RDF sent to WtE/Cement plant/ Inerts use in low lying areas/Backfilling until construction of SLF
50		Padli Gurjar	3.00	1.00	0.25	1.75	1-Total No. of HH 5960 2-Total No. of HH Segregating Waste at source 2680 3- % HH Segregatin waste-44 4-Quantity of collected Segregated waste -0.5TPD 5-No. of Stream of Segregation (2-Dry/Wet)	3.00	Wet Waste is used as compost/manure, Dry Waste like Recyclables sent to recyclers, RDF sent to WtE/Cement plant/ Inerts use in low lying areas/Backfilling until construction of SLF

(A) Solid Waste Management in the State									
SN	District	(1) Name of ULBs	Waste Generation, Collection and Transportation				(4) Waste Segregation Status and its collection	(5) Waste Transported (TPD)	(6) Final Destination of Transported Waste
			(2) Waste Generation (TPD)*	(3) Composition of Waste					
				Biodegradable (TPD)	Dry/ Recyclable (TPD)	Inerts (TPD)			
1	2	3	4	5	6	7	8	9	10
51		Rampur (NP)	4.51	2.03	1.73	0.75	1-Total No. of HH-5100 2-Total No. of HH Segregating Waste at source-1836 3- % HH Segregatin waste-36% 4-Quantity of collected Segregated waste -0.8 TPD 5-No. of Stream of Segregation (2-Dry/Wet)	4.50	Wet Waste is used as compost/manure, Dry Waste like Recyclables sent to recyclers, RDF sent to WtE/Cement plant/ Inerts use in low lying areas/Backfilling until construction of SLF
52		Sultanpur-Adampur (NP)	8.30	4.00	3.50	0.80	1-Total No. of HH 3200, 2-Total No. of HH Segregating Waste at source-2400, 3- % HH Segregatin waste- 77% 4-Quantity of collected Segregated waste 0.8 TPD, 5-No. of Stream of Segregation (2-Dry/Wet)	7.50	Wet Waste is used as compost/manure, Dry Waste like Recyclables sent to recyclers, RDF sent to WtE/Cement plant/ Inerts use in low lying areas/Backfilling until construction of SLF
53	Nainital	Haldwani (NN)	150.00	82.00	47.00	21.00	1-Total No. of HH-65655 2-Total No. of HH Segregating Waste at source--13130 3- % HH Segregatin waste--20% 4-Quantity of collected Segregated waste -30 TPD 5-No. of Stream of Segregation (2-Dry/Wet)- Wet, Dry, sanitary	150.00	Wet Waste is used as compost/manure, Dry Waste like Recyclables sent to recyclers, RDF sent to WtE/Cement plant/ Inerts use in low lying areas/Backfilling until construction of SLF
54		Nainital (NPP)	25.00	17.00	7.00	1.00	1-Total No. of HH-12202 2-Total No. of HH Segregating Waste at source-6100 3- % HH Segregatin waste--50% 4-Quantity of collected Segregated waste- 10.0 TPD 5-No. of Stream of Segregation (3-Dry/Wet/Sanitary)	25.00	Wet Waste is used as compost/manure, Dry Waste like Recyclables sent to recyclers, RDF sent to WtE/Cement plant/ Inerts use in low lying areas/Backfilling until construction of SLF
55		Ramnagar (NPP)	11.31	5.90	4.20	1.21	1-Total No. of HH-...8142. 2-Total No. of HH Segregating Waste at source----7455 3- % HH Segregatin waste-----81% 4-Quantity of collected Segregated waste ----9.12-----TPD 5-No. of Stream of Segregation (2-Dry/Wet)	10.10	MRF Centre Legacy Waste Site Puchhri Paper – Bazpur Paper Mill Plastic – Haldwani Recycling Plant Glass – Bazpur Factory Metals – Kashipur Factory
56		Bhowali (NPP)	2.45	1.34	1.10	0.01	1-Total No. of HH- 2237 2-Total No. of HH Segregating Waste at source- 1340 3- % HH Segregatin waste- 60% 4-Quantity of collected Segregated waste -1.47 TPD 5-No. of Stream of Segregation (2-Dry/Wet) - Dry&Wet	2.45	Wet Waste is used as compost/manure, Dry Waste like Recyclables sent to recyclers, RDF sent to WtE/Cement plant/ Inerts use in low lying areas/Backfilling until construction of SLF
57		Kaladhungi (NPP)	5.94	4.05	1.30	0.59	1-Total No. of HH-1762 2-Total No. of HH Segregating Waste at source-1409 3- % HH Segregatin waste-80% 4-Quantity of collected Segregated waste 4.28 TPD 5-No. of Stream of Segregation (2-Dry/Wet)	5.35	Wet Waste is used as compost/manure, Dry Waste like Recyclables sent to recyclers, RDF sent to WtE/Cement plant/ Inerts use in low lying areas/Backfilling until construction of SLF
58		Lalkuan (NP)	4.10	2.50	1.50	0.10	1-Total No. of HH-1533- 2-Total No. of HH Segregating Waste at source-1533 3- % HH Segregatin waste-100- 4-Quantity of collected Segregated waste -----TPD 5-No. of Stream of Segregation (2-Dry/Wet)	4.00	Wet Waste is used as compost/manure, Dry Waste like Recyclables sent to recyclers, RDF sent to WtE/Cement plant/ Inerts use in low lying areas/Backfilling until construction of SLF

(A) Solid Waste Management in the State									
SN	District	(1) Name of ULBs	Waste Generation, Collection and Transportation				(4) Waste Segregation Status and its collection	(5) Waste Transported (TPD)	(6) Final Destination of Transported Waste
			(2) Waste Generation (TPD)*	(3) Composition of Waste					
				Biodegradable (TPD)	Dry/ Recyclable (TPD)	Inerts (TPD)			
1	2	3	4	5	6	7	8	9	10
59		Bhimtal	4.45	2.67	1.77	0.01	1-Total No. of HH-2935 2-Total No. of HH Segregating Waste at source-2436 3- % HH Segregatin waste-82.99 4-Quantity of collected Segregated waste 3.69 TPD 5-No. of Stream of Segregation (2-Dry/Wet)	4.45	Wet Waste is used as compost/manure, Dry Waste like Recyclables sent to recyclers, RDF sent to WtE/Cement plant/ Inerts use in low lying areas/Backfilling until construction of SLF
60	Pithoragarh	Pithoragarh (NPP)	28.00	15.00	12.00	1.00	1-Total No. of HH-14513 2-Total No. of HH Segregating Waste at source- 4000 3- % HH Segregatin waste--8000 4-Quantity of collected Segregated waste --26-TPD 5-No. of Stream of Segregation (2/3/4-Dry/Wet/Sanitary/HW/)	28.00	Wet Waste is used as compost/manure, Dry Waste like Recyclables sent to recyclers, RDF sent to WtE/Cement plant/ Inerts use in low lying areas/Backfilling until construction of SLF
61		Dharchula (NPP)	3.40	1.33	1.70	0.37	1-Total No. of HH 1712 2-Total No. of HH Segregating Waste at source 1712 3- % HH Segregatin waste 100% 4-Quantity of collected Segregated waste 3.40TPD 5-No. of Stream of Segregation (2-Dry/Wet)	3.40	Wet Waste is used as compost/manure, Dry Waste like Recyclables sent to recyclers, RDF sent to WtE/Cement plant/ Inerts use in low lying areas/Backfilling until construction of SLF
62		Didihat (NPP)	2.80	1.74	1.00	0.06	1-Total No. of HH--1402 2-Total No. of HH Segregating Waste at source---1402 3- % HH Segregatin waste---98% 4-Quantity of collected Segregated waste -2.8 TPD 5-No. of Stream of Segregation (2-Dry/Wet) 2 (Dry / wet) waste.	2.80	Wet Waste is used as compost/manure, Dry Waste like Recyclables sent to recyclers, RDF sent to WtE/Cement plant/ Inerts use in low lying areas/Backfilling until construction of SLF
63		Gangolihat (NPP)	0.66	0.33	0.26	0.07	1-Total No. of HH- 2149 2-Total No. of HH Segregating Waste at source--1720 3- % HH Segregatin waste--80 % 4-Quantity of collected Segregated waste -0.50TPD 5-No. of Stream of Segregation (2-Dry/Wet)	0.16	Wet Waste is used as compost/manure, Dry Waste like Recyclables sent to recyclers, RDF sent to WtE/Cement plant/ Inerts use in low lying areas/Backfilling until construction of SLF
64		Berinag (NPP)	1.50	0.80	0.60	0.10	1-Total No. of HH-1924 2-Total No. of HH Segregating Waste at source-1540 3- % HH Segregatin waste--80% 4-Quantity of collected Segregated waste -1 TPD 5-No. of Stream of Segregation (2-Dry/Wet)	1.50	Wet Waste is used as compost/manure, Dry Waste like Recyclables sent to recyclers, RDF sent to WtE/Cement plant/ Inerts use in low lying areas/Backfilling until construction of SLF
65		Munsyari	2.55	1.40	1.00	0.15	1-Total No. of HH-1500 2-Total No. of HH Segregating Waste at source -1500 3- % HH Segregatin waste - 100% 4-Quantity of collected Segregated waste 2.4 TPD 5-No. of Stream of Segregation (2/3/4-4 Dry/Wet/Sanitary/DHW/E-Waste)	2.40	Wet Waste is used as compost/manure, Dry Waste like Recyclables sent to recyclers, RDF sent to WtE/Cement plant/ Inerts use in low lying areas/Backfilling until construction of SLF
66		Rudraprayag (NPP)	3.20	1.89	1.16	0.1500	1-Total No. of HH-2333 2-Total No. of HH Segregating Waste at source-2150 3- % HH Segregatin waste 92.15 4-Quantity of collected Segregated waste 3.37 TPD 5-No. of Stream of Segregation (4-Dry/Wet/Domestic Bio-Medical waste/Hazardous waste)	3.50	Wet Waste is used as compost/manure, Dry Waste like Recyclables sent to recyclers, RDF sent to WtE/Cement plant/ Inerts use in low lying areas/Backfilling until construction of SLF

(A) Solid Waste Management in the State									
SN	District	(1) Name of ULBs	Waste Generation, Collection and Transportation				(4) Waste Segregation Status and its collection	(5) Waste Transported (TPD)	(6) Final Destination of Transported Waste
			(3) Composition of Waste						
			(2) Waste Generation (TPD)*	Biodegradable (TPD)	Dry/ Recyclable (TPD)	Inerts (TPD)			
1	2	3	4	5	6	7	8	9	10
67	Rudraprayag	Kedarnath (NP)	0.14	0.08	0.05	0.01	1-Total No. of HH =80 2-Total No. of HH Segregating Waste at source = 80 3- % HH Segregatin waste. =100. 4-Quantity of collected Segregated waste =0.126 TPD. 5-No. of Stream of Segregation (2-Dry/Wet)	0.13	Wet Waste is used as compost/manure, Dry Waste like Recyclables sent to recyclers, RDF sent to WtE/Cement plant/ Inerts use in low lying areas/Backfilling until construction of SLF
68		Agstumuni (NP)	1.26	0.72	0.42	0.12	1-Total No. of HH--1398 2-Total No. of HH Segregating Waste at source-1398 3- % HH Segregatin waste 100%-- 4-Quantity of collected Segregated waste 1.151TPD 5-No. of Stream of Segregation (2 Dry/Wet/-Waste)d 100% Segregation	1.15	Wet Waste is used as compost/manure, Dry Waste like Recyclables sent to recyclers, RDF sent to WtE/Cement plant/ Inerts use in low lying areas/Backfilling until construction of SLF
69		Ukhimath (NP)	1.21	0.70	0.40	0.11	1-Total No. of HH--1024 2-Total No. of HH Segregating Waste at source-1024 3- % HH Segregatin waste 90-- 4-Quantity of collected Segregated waste 1.1 TPD 5-No. of Stream of Segregation (2 Dry/Wet/-Waste)d 95% Segregation	1.10	Wet Waste is used as compost/manure, Dry Waste like Recyclables sent to recyclers, RDF sent to WtE/Cement plant/ Inerts use in low lying areas/Backfilling until construction of SLF
70		Tilwara (NP)	1.27	0.15	1.10	0.02	1-Total No. of HH--901 2-Total No. of HH Segregating Waste at source-901 3- % HH Segregatin waste 100-- 4-Quantity of collected Segregated waste 1.10TPD 5-No. of Stream of Segregation (2 Dry/Wet/-Waste)d 100% Segregation	1.27	Wet Waste is used as compost/manure, Dry Waste like Recyclables sent to recyclers, RDF sent to WtE/Cement plant/ Inerts use in low lying areas/Backfilling until construction of SLF
71		Guptkashi	0.55	0.35	0.15	0.05	1-Total No. of HH-698, 2-Total No. of HH Segregating Waste at source--523, 3- % HH Segregatin waste-75% 4-Quantity of collected Segregated waste .15TPD 5-No. of Stream of Segregation (2-Dry/Wet),4 type	0.50	Wet Waste is used as compost/manure, Dry Waste like Recyclables sent to recyclers, RDF sent to WtE/Cement plant/ Inerts use in low lying areas/Backfilling until construction of SLF
72		Tehri (NPP)	8.01	4.80	3.20	0.01	1-Total No. of HH -6175 2-Total No.11 of HH Segregating Waste at source 4940. 3- HH Segregatin waste 80% 4-Quantity of collected Segregated waste 7 TPD 5-No. of Stream of Segregation (2-Dry/Wet) 3(dry, wet, sanitary)	8.00	Wet Waste is used as compost/manure, Dry Waste like Recyclables sent to recyclers, RDF sent to WtE/Cement plant/ Inerts use in low lying areas/Backfilling until construction of SLF
73	Narendranagar (NPP)	3.03	2.00	1.02	0.01	1-Total No. of HH-822 2-Total No. of HH Segregating Waste at source- 822 3- % HH Segregatin waste 100 % 4-Quantity of collected Segregated waste- 3.03 TPD 5-No. of Stream of Segregation (2-Dry/Wet) Dry- 1.0, wet Waste-2.0, Sanitary Waste-0.01,DHW-0.01	3.03	Wet Waste is used as compost/manure, Dry Waste like Recyclables sent to recyclers, RDF sent to WtE/Cement plant/ Inerts use in low lying areas/Backfilling until construction of SLF	

(A) Solid Waste Management in the State									
SN	District	(1) Name of ULBs	Waste Generation, Collection and Transportation				(4) Waste Segregation Status and its collection	(5) Waste Transported (TPD)	(6) Final Destination of Transported Waste
			(2) Waste Generation (TPD)*	(3) Composition of Waste					
				Biodegradable (TPD)	Dry/ Recyclable (TPD)	Inerts (TPD)			
1	2	3	4	5	6	7	8	9	10
74	Tehri	Chamba (NPP)	5.00	2.60	1.40	1.00	1-Total No. of HH-2676 2-Total No. of HH Segregating Waste at source- 2150 3- % HH Segregatin waste 80 % 4-Quantity of collected Segregated waste- 4 TPD 5-No. of Stream of Segregation (2-Dry/Wet) Dry- 1.3, wet Waste- 2.5, Sanitary Waste - 0.1, DHW- 0.1	5.00	Wet Waste is used as compost/manure, Dry Waste like Recyclables sent to recyclers, RDF sent to WtE/Cement plant/ Inerts use in low lying areas/Backfilling until construction of SLF
75		Devprayag (NPP)	1.75	0.53	0.87	0.35	1-Total No. of HH-3059 2-Total No. of HH Segregating Waste at source-1835 3- % HH Segregatin waste-1.05 4-Quantity of collected Segregated waste -0.7TPD 5-No. of Stream of Segregation (2-Dry/Wet)	1.75	Wet Waste is used as compost/manure, Dry Waste like Recyclables sent to recyclers, RDF sent to WtE/Cement plant/ Inerts use in low lying areas/Backfilling until construction of SLF
76		Muni-Ki Reti (NPP)	22.00	10.00	10.00	2.00	1-Total No. of HH- 6700 2. Total No. of HH Segregating Waste at source--6700 3- % HH Segregatin waste-100% 4-Quantity of collected Segregated waste -22 TPD 5-No. of Stream of Segregation (2-Dry/Wet) -4 stream	22.00	Wet Waste is used as compost/manure, Dry Waste like Recyclables sent to recyclers, RDF sent to WtE/Cement plant/ Inerts use in low lying areas/Backfilling until construction of SLF
77		Kirtinagar (NP)	1.50	0.40	0.90	0.20	1-Total No. of HH- 296 2-Total No. of HH Segregating Waste at source-296 3- % HH Segregatin waste-100% 4-Quantity of collected Segregated waste -2.5TPD 5-No. of Stream of Segregation-2Dry/Wet	1.50	Wet Waste is used as compost/manure, Dry Waste like Recyclables sent to recyclers, RDF sent to WtE/Cement plant/ Inerts use in low lying areas/Backfilling/SLF
78		Ghansali (NP)	1.96	1.20	0.63	0.13	1-Total No. of HH-950 2-Total No. of HH Segregating Waste at source- 730 3-77 % HH Segregatin waste- 4-Quantity of collected Segregated waste-0.95 TPD 5-No. of Stream of Segregation (2-Dry/Wet)	1.96	Wet Waste is used as compost/manure, Dry Waste like Recyclables sent to recyclers, RDF sent to WtE/Cement plant/ Inerts use in low lying areas/Backfilling until construction of SLF
79		Gaja (NP)	0.94	0.47	0.35	0.12	1-Total No. of HH-610, 2-Total No. of HH Segregating Waste at source-200, 3- % HH Segregatin waste-30 4-Quantity of collected Segregated waste-0.25, TPD 5-No. of Stream of Segregation (2-Dry/Wet)	0.94	Wet Waste is used as compost/manure, Dry Waste like Recyclables sent to recyclers, RDF sent to WtE/Cement plant/ Inerts use in low lying areas/Backfilling until construction of SLF
80		Lambgaon (NP)	0.91	0.45	0.41	0.05	1-Total No. of HH 875 2-Total No. of HH Segregating Waste at source - 215 3 - 24.5 % HH Segregatin waste 4-Quantity of collected Segregated waste 0.54 TPD 5 - No. of Stream of Segregation (3/Dry/Wet/Sanitary Waste)	0.90	Wet Waste is used as compost/manure, Dry Waste like Recyclables sent to recyclers, RDF sent to WtE/Cement plant/ Inerts use in low lying areas/Backfilling until construction of SLF

(A) Solid Waste Management in the State									
SN	District	(1) Name of ULBs	Waste Generation, Collection and Transportation				(4) Waste Segregation Status and its collection	(5) Waste Transported (TPD)	(6) Final Destination of Transported Waste
			(2) Waste Generation (TPD)*	(3) Composition of Waste					
				Biodegradable (TPD)	Dry/ Recyclable (TPD)	Inerts (TPD)			
1	2	3	4	5	6	7	8	9	10
81		Chamiyala (NP)	1.65	0.85	0.65	0.15	1-Total No. of HH-1013 2-Total No. of HH Segregating Waste at source--805 3- % HH Segregatin waste--80 4-Quantity of collected Segregated waste -1.5TPD 5-No. of Stream of Segregation 2-Dry/Wet	1.50	Wet Waste is used as compost/manure, Dry Waste like Recyclables sent to recyclers, RDF sent to WtE/Cement plant/ Inerts use in low lying areas/Backfilling until construction of SLF
82		Tapovan (NP)	1.65	0.80	0.70	0.15	1-Total No. of HH 1338 2-Total No. of HH Segregating Waste at source 1338 3- % HH Segregatin waste 100% 4-Quantity of collected Segregated waste 1.5TPD 5-No. of Stream of Segregation (2/3/4-Dry 0.7/Wet 0.8/Sanitary2-3 kg/Special 0/DHW 0/E-Waste0)	1.50	Wet Waste is used as compost/manure, Dry Waste like Recyclables sent to recyclers, RDF sent to WtE/Cement plant/ Inerts use in low lying areas/Backfilling until construction of SLF
83		Kashipur (NN)	70.00	25.00	35.00	10.00	1-Total No. of HH 32071. 2-Total No. of HH Segregating Waste at source 21056 3- % HH Segregatin waste 65. 4-Quantity of collected Segregated waste 45.5 TPD 5-No. of Stream of Segregation (2-Dry/Wet)	70.00	Wet Waste is used as compost/manure, Dry Waste like Recyclables sent to recyclers, RDF sent to WtE/Cement plant/ Inerts use in low lying areas/Backfilling until construction of SLF
84		Rudrapur (NN)	133.58	46.75	86.16	0.67	1-Total No. of HH 58726 2-Total No. of HH Segregating Waste at source -53441 3- % HH Segregatin waste 69 MT 4-Quantity of collected Segregated waste 69 TPD 5-No. of Stream of Segregation (4-Dry/Wet/Sanitary/DHW)	133.58	Wet Waste is used as compost/manure, Dry Waste like Recyclables sent to recyclers, RDF sent to WtE/Cement plant/ Inerts use in low lying areas/Backfilling until construction of SLF
85		Gadarpur (NPP)	5.85	3.50	2.00	0.35	1-Total No. of HH 6200 2-Total No. of HH Segregating Waste at source 6200 3- % HH Segregatin waste 100 4-Quantity of collected Segregated waste 5.5 TPD 5-No. of Stream of Segregation (2-Dry/Wet)	5.50	Wet Waste is used as compost/manure, Dry Waste like Recyclables sent to recyclers, RDF sent to WtE/Cement plant/ Inerts use in low lying areas/Backfilling until construction of SLF
86		Jaspur (NNP)	24.25	14.00	10.00	0.25	1-Total No. of HH 16000 2-Total No. of HH Segregating Waste at source 15000 3 % HH Segregatin waste 94 4-Quantity of collected Segregated waste 22TPD 5-No. of Stream of Segregation (2Dry/Wet)	24.00	Wet Waste is used as compost/manure, Dry Waste like Recyclables sent to recyclers, RDF sent to WtE/Cement plant/ Inerts use in low lying areas/Backfilling until construction of SLF

(A) Solid Waste Management in the State									
SN	District	(1) Name of ULBs	Waste Generation, Collection and Transportation				(4) Waste Segregation Status and its collection	(5) Waste Transported (TPD)	(6) Final Destination of Transported Waste
			(2) Waste Generation (TPD)*	(3) Composition of Waste					
				Biodegradable (TPD)	Dry/ Recyclable (TPD)	Inerts (TPD)			
1	2	3	4	5	6	7	8	9	10
87	US NAGAR	Mahuakheraganj (NPP)	7.00	2.20	4.30	0.50	1-Total No. of HH-945 2-Total No. of HH Segregating Waste at source 100% 3- % HH Segregatin waste-100% 4-Quantity of collected Segregated waste 6 TPD 5-No. of Stream of Segregation (2-Dry/Wet)	6.50	Wet Waste is used as compost/manure, Dry Waste like Recyclables sent to recyclers, RDF sent to WtE/Cement plant/ Inerts use in low lying areas/Backfilling until construction of SLF
88		Bajpur (NPP)	10.40	5.50	4.00	0.90	1-Total No. of HH--5565, 2-Total No. of HH Segregating Waste at source-5165, 3- % HH Segregatin waste-90% 4-Quantity of collected Segregated waste -9.2 TPD 5-No. of Stream of Segregation (2-Dry/Wet)	9.50	Wet Waste is used as compost/manure, Dry Waste like Recyclables sent to recyclers, RDF sent to WtE/Cement plant/ Inerts use in low lying areas/Backfilling until construction of SLF
89		Kichha (NPP)	34.66	20.00	11.66	3.00	1-Total No. of HH 15,247 2-Total No. of HH Segregating Waste at source- 3050 3- % HH Segregatin waste- 20% 4-Quantity of collected Segregated waste 6 TPD 5-No. of Stream of Segregation (2-Dry/Wet)	33.33	Wet Waste is used as compost/manure, Dry Waste like Recyclables sent to recyclers, RDF sent to WtE/Cement plant/ Inerts use in low lying areas/Backfilling until construction of SLF
90		Khatima (NPP)	21.00	11.00	9.00	1.00	1-Total No. of HH-9551 2-Total No. of HH Segregating Waste at source 9551 3- % HH Segregatin waste 9551 4-Quantity of collected Segregated waste 19 -TPD 5-No. of Stream of Segregation 2 (2-Dry/Wet)	21.00	Wet Waste is used as compost/manure, Dry Waste like Recyclables sent to recyclers, RDF sent to WtE/Cement plant/ Inerts use in low lying areas/Backfilling until construction of SLF
91		Sitarganj (NPP)	19.00	10.00	8.00	1.00	1-Total No. of HH 9551 2-Total No. of HH Segregating Waste at source-9551 3- % HH Segregatin waste-9551 4-Quantity of collected Segregated waste -19TPD 5-No. of Stream of Segregation 2 (2-Dry/Wet)	19.00	Wet Waste is used as compost/manure, Dry Waste like Recyclables sent to recyclers, RDF sent to WtE/Cement plant/ Inerts use in low lying areas/Backfilling until construction of SLF
92		Nagla (NPP)	1.75	1.05	0.50	0.20	1-Total No. of HH -784 2-Total No. of HH Segregating Waste at source-549 3- % HH Segregatin waste-70% 4-Quantity of collected Segregated waste -1.35 -TPD 5-No. of Stream of Segregation- 2 (2-Dry/Wet)	1.75	Wet Waste is used as compost/manure, Dry Waste like Recyclables sent to recyclers, RDF sent to WtE/Cement plant/ Inerts use in low lying areas/Backfilling until construction of SLF
93		Sultanpur Patti (NP)	3.29	1.80	1.19	0.30	1-Total No. of HH-1642 2-Total No. of HH Segregating Waste at source----1255 3- % HH Segregatin waste---77% 4-Quantity of collected Segregated waste -2.01 TPD 5-No. of Stream of Segregation (2-Dry/Wet)	2.99	Wet Waste is used as compost/manure, Dry Waste like Recyclables sent to recyclers, RDF sent to WtE/Cement plant/ Inerts use in low lying areas/Backfilling until construction of SLF

(A) Solid Waste Management in the State									
SN	District	(1) Name of ULBs	Waste Generation, Collection and Transportation				(4) Waste Segregation Status and its collection	(5) Waste Transported (TPD)	(6) Final Destination of Transported Waste
			(2) Waste Generation (TPD)*	(3) Composition of Waste					
				Biodegradable (TPD)	Dry/ Recyclable (TPD)	Inerts (TPD)			
1	2	3	4	5	6	7	8	9	10
94		Kelakhera (NP)	4.30	2.65	1.35	0.30	1-Total No. of HH- 2718 2-Total No. of HH Segregating Waste at source- 2636 3- % HH Segregatin waste- 97% 4-Quantity of collected Segregated waste -4.0TPD 5-No. of Stream of Segregation (2-Dry/Wet)- 3/Dry/Wet/DHW	4.00	Wet Waste is used as compost/manure, Dry Waste like Recyclables sent to recyclers, RDF sent to WtE/Cement plant/ Inerts use in low lying areas/Backfilling until construction of SLF
95		Dineshpur (NP)	3.35	2.10	1.00	0.25	1-Total No. of HH--4510 2-Total No. of HH Segregating Waste at source-4510 3- % HH Segregatin waste-100 4-Quantity of collected Segregated waste -03 TPD 5-No. of Stream of Segregation (2-Dry/Wet) 02	3.10	Wet Waste is used as compost/manure, Dry Waste like Recyclables sent to recyclers, RDF sent to WtE/Cement plant/ Inerts use in low lying areas/Backfilling until construction of SLF
96		Shaktigarh (NP)	2.14	1.32	0.61	0.21	1-Total No. of HH-1503 2-Total No. of HH Segregating Waste at source--1050 3- % HH Segregatin waste-70% 4-Quantity of collected Segregated waste -1.4-TPD 5-No. of Stream of Segregation (2-Dry/Wet) - 2	1.93	Wet Waste is used as compost/manure, Dry Waste like Recyclables sent to recyclers, RDF sent to WtE/Cement plant/ Inerts use in low lying areas/Backfilling until construction of SLF
97		Nanakmatta (NP)	4.75	2.89	1.36	0.50	1-Total No. of HH 1489 2-Total No. of HH Segregating Waste at source 1489 3- % HH Segregatin waste 100% 4-Quantity of collected Segregated waste 4.25TPD 5-No. of Stream of Segregation (4- Dry/Wet/Sanitary/Special/DHW/E-Waste)	4.25	Wet Waste is used as compost/manure, Dry Waste like Recyclables sent to recyclers, RDF sent to WtE/Cement plant/ Inerts use in low lying areas/Backfilling until construction of SLF
98		Gularbhoj (NP)	2.20	1.20	0.78	0.22	1-Total No. of HH-1409 2-Total No. of HH Segregating Waste at source-1409 3- % HH Segregatin waste-100 4-Quantity of collected Segregated waste -1.98 TPD 5-No. of Stream of Segregation (2-Dry/Wet)4	2.20	Wet Waste is used as compost/manure, Dry Waste like Recyclables sent to recyclers, RDF sent to WtE/Cement plant/ Inerts use in low lying areas/Backfilling until construction of SLF
99		Mahuadabra (NP)	3.50	2.10	1.20	0.20	1-Total No. of HH-2171 2-Total No. of HH Segregating Waste at source-2171 3- % HH Segregatin waste-100% 4-Quantity of collected Segregated waste -3.5 TPD 5-No. of Stream of Segregation (2-Dry/Wet)	3.50	Wet Waste is used as compost/manure, Dry Waste like Recyclables sent to recyclers, RDF sent to WtE/Cement plant/ Inerts use in low lying areas/Backfilling until construction of SLF
100		Garhi Negi	1.40	0.90	0.35	0.15	1-Total No. of HH-1184 2.Total No. of HH Segregating Waste at source 1184 3- % HH Segregatin waste-100 4-Quantity of collected Segregated waste -1.5 to 2 TPD 5-No. of Stream of Segregation (2-Dry/Wet)	1.40	Wet Waste is used as compost/manure, Dry Waste like Recyclables sent to recyclers, RDF sent to WtE/Cement plant/ Inerts use in low lying areas/Backfilling until construction of SLF
101		Laipur (NP)	2.20	1.30	0.68	0.22	1-Total No. of HH-2284 2-Total No. of HH Segregating Waste at source-1713 3- % HH Segregatin waste---75% 4-Quantity of collected Segregated waste --2.5 TPD 5-No. of Stream of Segregation (2-Dry/Wet)	2.20	Wet Waste is used as compost/manure, Dry Waste like Recyclables sent to recyclers, RDF sent to WtE/Cement plant/ Inerts use in low lying areas/Backfilling until construction of SLF

(A) Solid Waste Management in the State									
SN	District	(1) Name of ULBs	Waste Generation, Collection and Transportation				(4) Waste Segregation Status and its collection	(5) Waste Transported (TPD)	(6) Final Destination of Transported Waste
			(3) Composition of Waste						
			(2) Waste Generation (TPD)*	Biodegradable (TPD)	Dry/ Recyclable (TPD)	Inerts (TPD)			
1	2	3	4	5	6	7	8	9	10
102	Uttarkashi	Uttarkashi (NPP)	16.00	9.00	3.00	4.00	1-Total No. of HH- 6089 2-Total No. of HH Segregating Waste at source-4932 3- % HH Segregatin waste- 81% 4-Quantity of collected Segregated waste - 16 TPD 5-No. of Stream of Segregation (2-Dry/Wet)	16.00	Wet Waste is used as compost/manure, Dry Waste like Recyclables sent to recyclers, RDF sent to WtE/Cement plant/ Inerts use in low lying areas/Backfilling until construction of SLF
103		Barkot (NPP)	5.20	2.35	2.45	0.40	1-Total No. of HH - 2111 & Total No wards - 7. 3-Total No. of HH Segregating Waste at source-1831 3- 81 % HH Segregating waste 4-Quantity of collected Segregated waste 4.1 TPD 5-No. of Stream of Segregation (4-Dry/Wet/Sanitary/Domestic hazardous/ E-waste)	5.10	Wet Waste is used as compost/manure, Dry Waste like Recyclables sent to recyclers, RDF sent to WtE/Cement plant/ Inerts use in low lying areas/Backfilling until construction of SLF
104		Chinyalisaur (NPP)	3.00	1.05	1.65	0.30	1-Total No. of HH - 2873 & Total No wards - 7. 2-Total No. of HH Segregating Waste at source-2585 3- 85 % HH Segregatin waste 4-Quantity of collected Segregated waste 2.7 TPD 5-No. of Stream of Segregation (2/3/4-Dry/Wet/Sanitary/Domestic)	3.00	Wet Waste is used as compost/manure, Dry Waste like Recyclables sent to recyclers, RDF sent to WtE/Cement plant/ Inerts use in low lying areas/Backfilling until construction of SLF
105		Gangotri (NP)	0.75	0.35	0.10	0.30	1-Total No. of HH - 154 & Total No wards - 4. 2-Total No. of HH Segregating Waste at source-154 3- 100 % HH Segregatin waste 4-Quantity of collected Segregated waste 0.75 TPD 5-No. of Stream of Segregation -Dry/Wet	0.75	Wet Waste is used as compost/manure, Dry Waste like Recyclables sent to recyclers, RDF sent to WtE/Cement plant/ Inerts use in low lying areas/Backfilling until construction of SLF
106		Purola (NP)	2.50	0.44	0.76	1.30	1-Total No. of HH 1375 2-Total No. of HH Segregating Waste at source 1375 3- % HH Segregatin waste100% 4-Quantity of collected Segregated waste 2.5 TPD 5-No. of Stream of Segregation (2-Dry/Wet)	2.50	Wet Waste is used as compost/manure, Dry Waste like Recyclables sent to recyclers, RDF sent to WtE/Cement plant/ Inerts use in low lying areas/Backfilling until construction of SLF
107		Naugaun (NP)	2.00	0.60	1.20	0.20	1-Total No. of HH 1030 2-Total No. of HH Segregating Waste at source1030 3- HH Segregatin waste 100% 4-Quantity of collected Segregated waste 02TPD 5-No. of Stream of Segregation (2-Dry/Wet)	2.00	Wet Waste is used as compost/manure, Dry Waste like Recyclables sent to recyclers, RDF sent to WtE/Cement plant/ Inerts use in low lying areas/Backfilling until construction of SLF

Annexure-A								
(A) Solid Waste Management in the State								
SN	District	(1) Name of ULBs	(7) Waste Processing					
			(A) 7.1) Composting					
			a) Intake quantity (Segregated biodegradable/Mixed)	b) Method Adopted	c) Output Quantity as Compost	d) Quality	e) Residue and Rejects and Management and Rejects and Management (Quantity)	f) Utilization of Compost (Quantity)
1	2	3	11	12	13	14	15	16
1	Almora	Almora (NN)	6.00	Aerobic	1.2	No Testing has been conducted.	0.05	Self utilised as manure in parks and given free to farmers
2		Ranikhet-Chiniyanaula (NPP)	0.23	Aerobic	0.08	No Testing has been conducted.	0.00	self utilised as manure and given free to the farmers
3		Dwarahat (NP)	0.30	Aerobic	0.15	No Testing has been conducted.	0.01	self utilised as manure
4		Bhikiyasain (NP)	1.20	Aerobic	0.2	Testing Done	0.01	self utilised as manure
5		Chaukhutia (NP)	0.54	Aerobic	0.56	No Testing has been conducted.	0.03	self utilised as manure
6	Bageshwar	Bageshwar (NPP)	4.50	Aerobic	0.6	No Testing has been conducted.	0.03	0.6
7		Kapkot (NP)	0.90	Aerobic	0.7	No Testing has been conducted.	0.03	0.7

(A) Solid Waste Management in the State								
(7) Waste Processing								
(A) 7.1) Composting								
SN	District	(1) Name of ULBs	a) Intake quantity (Segregated biodegradable/Mixed)	b) Method Adopted	c) Output Quantity as Compost	d) Quality	e) Residue and Rejects and Management and Rejects and Management (Quantity)	f) Utilization of Compost (Quantity)
1	2	3	11	12	13	14	15	16
8		Garur (NP)	0.80	Aerobic	0.3	No Testing has been conducted.	0.01	Self Utilized
9		Chamoli-Gopeshwar (NPP)	2.70	Aerobic	1.2	No Testing has been conducted.	0.05	Self utilised as manure in parks and given free to farmers (0.56)
10		Joshimath (NPP)	1.40	Aerobic	1.1	No Testing has been conducted.	0.05	Self utilised as manure in parks and given free to farmers (0.4)
11		Gauchar (NPP)	1.00	Aerobic	0.4	No Testing has been conducted.	0.02	Self utilised as manure in parks and given free to farmers (0.7)
12		Karnaprayag (NPP)	1.00	Aerobic	0.3	No Testing has been conducted.	0.01	self utilised as manure in parks
13		Badrinath (NP)	0.40	Aerobic	0.2	No Testing has been conducted.	0.01	0.35

(A) Solid Waste Management in the State								
(7) Waste Processing								
(A) 7.1) Composting								
SN	District	(1) Name of ULBs	a) Intake quantity (Segregated biodegradable/Mixed)	b) Method Adopted	c) Output Quantity as Compost	d) Quality	e) Residue and Rejects and Management and Rejects and Management (Quantity)	f) Utilization of Compost (Quantity)
1	2	3	11	12	13	14	15	16
14	Chamoli	Nandprayg (NP)	0.67	Aerobic	0.25	No Testing has been conducted.	0.01	self utilised as manure in parks
15		Pokhri (NPP)	0.70	Aerobic	0.4	No Testing has been conducted.	0.02	self utilised as manure in parks
16		Gairsain (NPP)	0.45	Aerobic	0.15	No Testing has been conducted.	0.01	self utilised as manure in parks
17		Tharali (NP)	0.40	Aerobic	0.2	No Testing has been conducted.	0.01	self utilised In park

(A) Solid Waste Management in the State								
(7) Waste Processing								
(A) 7.1) Composting								
SN	District	(1) Name of ULBs	a) Intake quantity (Segregated biodegradable/Mixed)	b) Method Adopted	c) Output Quantity as Compost	d) Quality	e) Residue and Rejects and Management and Rejects and Management (Quantity)	f) Utilization of Compost (Quantity)
1	2	3	11	12	13	14	15	16
18		Pipalkoti (NP)	0.35	Aerobic	0.12	No Testing has been conducted.	0.01	given to NGO
19		Nandanagar (Ghat)	0.67	Aerobic	0.45	No Testing has been conducted.	0.02	self utilize and sell compost
20		Tanakpur (NPP)	1.20	Aerobic	0.3	No Testing has been conducted.	0.01	self utilize and sell compost
21		Champawat (NPP)	2.00	Aerobic	0.5	No Testing has been conducted.	0.02	self utilization

(A) Solid Waste Management in the State								
(7) Waste Processing								
(A) 7.1) Composting								
SN	District	(1) Name of ULBs	a) Intake quantity (Segregated biodegradable/Mixed)	b) Method Adopted	c) Output Quantity as Compost	d) Quality	e) Residue and Rejects and Management and Rejects and Management (Quantity)	f) Utilization of Compost (Quantity)
1	2	3	11	12	13	14	15	16
22	Champwat	Lohaghat (NPP)	1.40	Aerobic	0.3	No Testing has been conducted.	0.01	give for free
23		Banbasa (NP)	1.30	Aerobic	0.429	No Testing has been conducted.	0.02	give for free
24		Pati	0.55	Aerobic	0.05	No Testing has been conducted.	0.00	self used by house holder
25		Dehradun (NN)	233.87	Aerobic	23.25	Testing Done/As per FCO 2009/2013	1.05	Sold to Vendors(Indian Agro Organics) and local farmers
26		Rishikesh (NN)	32.00	Aerobic	6.4	No Testing has been conducted.	0.29	6.4

(A) Solid Waste Management in the State								
(7) Waste Processing								
(A) 7.1) Composting								
SN	District	(1) Name of ULBs	a) Intake quantity (Segregated biodegradable/Mixed)	b) Method Adopted	c) Output Quantity as Compost	d) Quality	e) Residue and Rejects and Management and Rejects and Management (Quantity)	f) Utilization of Compost (Quantity)
1	2	3	11	12	13	14	15	16
27	Dehradun	Vikasnagar (NPP)	7.20	Aerobic	1.8	No Testing has been conducted.	0.08	1.8
28		Mussoorie (NPP)	16.80	Aerobic/Anarobic	0.7	No Testing has been conducted.	0.03	Given for free
29		Doiwala (NPP)	16.50	Aerobic	2.47	No Testing has been conducted.	0.11	Used in the parks of ulb
30		Herbertpur (NPP)	5.00	Aerobic	0.5	No Testing has been conducted.	0.02	Given for free
31		Selaqui (NP)	8.00	Aerobic	0	No Testing has been conducted.	0.00	0
32		Kotdwar (NN)	50.00	Aerobic	8	No Testing has been conducted.	0.36	8

(A) Solid Waste Management in the State								
SN	District	(1) Name of ULBs	(7) Waste Processing					
			(A) 7.1) Composting					
			a) Intake quantity (Segregated biodegradable/Mixed)	b) Method Adopted	c) Output Quantity as Compost	d) Quality	e) Residue and Rejects and Management and Rejects and Management (Quantity)	f) Utilization of Compost (Quantity)
1	2	3	11	12	13	14	15	16
33	Pauri	Srinagar (NN)	14.00	Aerobic	2	No Testing has been conducted.	0.09	2
34		Pauri (NPP)	8.00	Aerobic	3	testing will be insured in future	0.14	3
35		Dugadda (NPP)	0.80	Aerobic	0.02	No Testing has been conducted.	0.00	local public
36		Swargashram Jonk (NP)	2.80	Aerobic	0.1	No Testing has been conducted.	0.00	0.1
37		Satpuli (NP)	0.70	Aerobic	0.235	No Testing has been conducted.	0.01	0
38		Thalisain (NP)	0.42	Aerobic	0.1	No Testing has been conducted.	0.00	Used in ulb parks

(A) Solid Waste Management in the State								
(7) Waste Processing								
(A) 7.1) Composting								
SN	District	(1) Name of ULBs	a) Intake quantity (Segregated biodegradable/Mixed)	b) Method Adopted	c) Output Quantity as Compost	d) Quality	e) Residue and Rejects and Management and Rejects and Management (Quantity)	f) Utilization of Compost (Quantity)
1	2	3	11	12	13	14	15	16
39		Haridwar (NN)	125.00	Aerobic	65	testing done by NABL lab.	2.93	65
40		Roorkee (NN)	91.00	Aerobic	30	No Testing has been conducted.	1.35	Used in nearby farm land
41		Manglaur (NPP)	11.00	Aerobic	3	No Testing has been conducted.	0.14	Used in nearby farm land
42		Laksar (NPP)	12.00	Aerobic	4 Ton	No Testing has been conducted.	#VALUE!	Used in nearby farm land & Park

(A) Solid Waste Management in the State								
(7) Waste Processing								
(A) 7.1) Composting								
SN	District	(1) Name of ULBs	a) Intake quantity (Segregated biodegradable/Mixed)	b) Method Adopted	c) Output Quantity as Compost	d) Quality	e) Residue and Rejects and Management and Rejects and Management (Quantity)	f) Utilization of Compost (Quantity)
1	2	3	11	12	13	14	15	16
43	Haridwar	Shivalik Nagar (NPP)	9.00	Aerobic	2.5	No Testing has been conducted.	0.11	Used in nearby farm land & Park
44		Landhaura (NP)	5.00	Aerobic	1	No Testing has been conducted.	0.05	5
45		Bhagwanpur (NP)	6.00	Aerobic	0.9	No Testing has been conducted.	0.04	0
46		Jhabrera (NP)	6.00	Aerobic	3	No Testing has been conducted.	0.14	Given Free
47		Piran Kaliyar (NP)	5.25	Aerobic	1	No Testing has been conducted.	0.05	Given Free

(A) Solid Waste Management in the State								
(7) Waste Processing								
(A) 7.1) Composting								
SN	District	(1) Name of ULBs	a) Intake quantity (Segregated biodegradable/Mixed)	b) Method Adopted	c) Output Quantity as Compost	d) Quality	e) Residue and Rejects and Management and Rejects and Management (Quantity)	f) Utilization of Compost (Quantity)
1	2	3	11	12	13	14	15	16
48		Dhandera (NP)	1.75	Aerobic	0	No Testing has been conducted.	0.00	0
49		Imlikhera (NP)	0.20	Aerobic	0	No Testing has been conducted.	0.00	0
50		Padli Gurjar	1.00	Aerobic	0	No Testing has been conducted.	0.00	0
51		Rampur (NP)	2.03	Aerobic	0.8	No Testing has been conducted.	0.04	Used in farmland
52		Sultanpur-Adampur (NP)	4.00	Aerobic	0	No Testing has been conducted.	0.00	0
53		Haldwani (NN)	82.00	Aerobic	1.5	No Testing has been conducted.	0.07	In Nagar Nigam park
54	Nainital (NPP)	17.00					0.00	

(A) Solid Waste Management in the State								
(7) Waste Processing								
(A) 7.1) Composting								
SN	District	(1) Name of ULBs	a) Intake quantity (Segregated biodegradable/Mixed)	b) Method Adopted	c) Output Quantity as Compost	d) Quality	e) Residue and Rejects and Management and Rejects and Management (Quantity)	f) Utilization of Compost (Quantity)
1	2	3	11	12	13	14	15	16
55	Nainital	Ramnagar (NPP)	5.90	Aerobic	1.5	No Testing has been conducted.	0.07	Self Utilised & Sold
56		Bhowali (NPP)	1.34	Aerobic	0.37	No Testing has been conducted.	0.02	Self Utilised & Sold
57		Kaladhungi (NPP)	4.05	Aerobic pit composting	1.21	No Testing has been conducted.	0.05	Self Utilized
58		Lalkuan (NP)	2.50	Aerobic	1	No Testing has been conducted.	0.05	Self Utilized
59		Bhimtal	2.67	Aerobic	0.74	No Testing has been conducted.	0.03	self utilize
60	Pithoragarh	Pithoragarh (NPP)	15.00	Aerobic	3	No Testing has been conducted.	0.14	give for free & self utilized
61		Dharchula (NPP)	1.33	Aerobic	0.5	No Testing has been conducted.	0.02	self utilized
62		Didihat (NPP)	1.74	Aerobic	0.2	No Testing has been conducted.	0.01	give for free & self utilized

(A) Solid Waste Management in the State								
(7) Waste Processing								
(A) 7.1) Composting								
SN	District	(1) Name of ULBs	a) Intake quantity (Segregated biodegradable/Mixed)	b) Method Adopted	c) Output Quantity as Compost	d) Quality	e) Residue and Rejects and Management and Rejects and Management (Quantity)	f) Utilization of Compost (Quantity)
1	2	3	11	12	13	14	15	16
63		Gangolihat (NPP)	0.33	Aerobic	0.01	No Testing has been conducted.	0.00	self
64		Berinag (NPP)	0.80	Aerobic	0.35	No Testing has been conducted.	0.02	self
65		Munsyari	1.40	Aerobic	-	No Testing has been conducted.	#VALUE!	-
66		Rudraprayag (NPP)	1.89	Aerobic	0.18	No Testing has been conducted.	0.01	sale & given free to farmers
67		Kedarnath (NP)	0.08	Aerobic	0	No Testing has been conducted.	0.00	-
68		Agustumuni (NP)	0.72	Aerobic	0.082	No Testing has been conducted.	0.00	Given free local Farmers
69	Rudraprayag	Ukhimath (NP)	0.70	Aerobic	0.08	No Testing has been conducted.	0.00	Self Utilize by ULB
70		Tilwara (NP)	0.15	Aerobic	0.01	No Testing has been conducted.	0.00	Free distribution

(A) Solid Waste Management in the State								
(7) Waste Processing								
(A) 7.1) Composting								
SN	District	(1) Name of ULBs	a) Intake quantity (Segregated biodegradable/Mixed)	b) Method Adopted	c) Output Quantity as Compost	d) Quality	e) Residue and Rejects and Management and Rejects and Management (Quantity)	f) Utilization of Compost (Quantity)
1	2	3	11	12	13	14	15	16
71		Guptkashi	0.35	Aerobic	0	No Testing has been conducted.	0.00	0
72		Tehri (NPP)	4.80	Aerobic	0.01	No Testing has been conducted.	0.00	partially sold and partially self utilised
73		Narendranagar (NPP)	2.00	Aerobic	0.5	No Testing has been conducted.	0.02	partially sold and partially self utilised
74		Chamba (NPP)	2.60	Aerobic	0.5	No Testing has been conducted.	0.02	partially sold and partially self utilised
75		Devprayag (NPP)	0.53	Aerobic	0.35	No Testing has been conducted.	0.02	partially sold and partially self utilised
76		Muni-Ki Reti (NPP)	10.00	Aerobic	2	No Testing has been conducted.	0.09	Used as compost in ulb parks and rest sold.

(A) Solid Waste Management in the State								
(7) Waste Processing								
(A) 7.1) Composting								
SN	District	(1) Name of ULBs	a) Intake quantity (Segregated biodegradable/Mixed)	b) Method Adopted	c) Output Quantity as Compost	d) Quality	e) Residue and Rejects and Management and Rejects and Management (Quantity)	f) Utilization of Compost (Quantity)
1	2	3	11	12	13	14	15	16
77	Tehri	Kirtinagar (NP)	0.40	Aerobic	0.3	No Testing has been conducted.	0.01	Used as compost in ULB parks and rest sold.
78		Ghansali (NP)	1.20	Aerobic	0.16	No Testing has been conducted.	0.01	sale & given free to farmers
79		Gaja (NP)	0.47	Aerobic	0.2	No Testing has been conducted.	0.01	sale & given free to farmers
80		Lambgaon (NP)	0.45	Aerobic	0.1575	No Testing has been conducted.	0.01	Self utilized & given free to farmers
81		Chamiyala (NP)	0.85	Aerobic	0.1	No Testing has been conducted.	0.00	sale & given free to farmers
82		Tapovan (NP)	0.80	Aerobic	0	No Testing has been conducted.	0.00	0
83		Kashipur (NN)	25.00	Aerobic	0.9	No Testing has been conducted.	0.04	Self Utilised

(A) Solid Waste Management in the State								
(7) Waste Processing								
(A) 7.1) Composting								
SN	District	(1) Name of ULBs	a) Intake quantity (Segregated biodegradable/Mixed)	b) Method Adopted	c) Output Quantity as Compost	d) Quality	e) Residue and Rejects and Management and Rejects and Management (Quantity)	f) Utilization of Compost (Quantity)
1	2	3	11	12	13	14	15	16
84		Rudrapur (NN)	46.75	Aerobic	2 Ton	No Testing has been conducted.	#VALUE!	Self Utilised
85		Gadarpur (NPP)	3.50	Aerobic	1.5	No Testing has been conducted.	0.07	Self Utilized
86		Jaspur (NPP)	14.00	Aerobic	5	No Testing has been conducted.	0.23	self utilized
87		Mahuakheraganj (NPP)	2.20	Aerobic	0.8	No Testing has been conducted.	0.04	self utilized
88		Bajpur (NPP)	5.50	Aerobic	1.6	Testing has been conducted.	0.07	Sold And self utilized
89		Kichha (NPP)	20.00	Aerobic	3	No Testing has been conducted.	0.14	Used in Nearby Farm Land

(A) Solid Waste Management in the State								
(7) Waste Processing								
(A) 7.1) Composting								
SN	District	(1) Name of ULBs	a) Intake quantity (Segregated biodegradable/Mixed)	b) Method Adopted	c) Output Quantity as Compost	d) Quality	e) Residue and Rejects and Management and Rejects and Management (Quantity)	f) Utilization of Compost (Quantity)
1	2	3	11	12	13	14	15	16
90	US NAGAR	Khatima (NPP)	11.00	Aerobic	4	No Testing has been conducted.	0.18	Self Utilized
91		Sitarganj (NPP)	10.00	Aerobic	1.33	No Testing has been conducted.	0.06	1.33
92		Nagla (NPP)	1.05	Aerobic	0.39	No Testing has been conducted.	0.02	Self Utilized
93		Sultanpur Patti (NP)	1.80	Aerobic pit composting	0.6	Testing has been conducted.	0.03	Self Utilized
94		Kelakhera (NP)	2.65	Aerobic	0.75	No Testing has been conducted.	0.03	0.75
95		Dineshpur (NP)	2.10	Aerobic	1	No Testing has been conducted.	0.05	Self Utilised & Free Distribution
96		Shaktigarh (NP)	1.32	Aerobic	0.396	No Testing has been conducted.	0.02	Self Utilised & Free Distribution

(A) Solid Waste Management in the State								
(7) Waste Processing								
(A) 7.1) Composting								
SN	District	(1) Name of ULBs	a) Intake quantity (Segregated biodegradable/Mixed)	b) Method Adopted	c) Output Quantity as Compost	d) Quality	e) Residue and Rejects and Management and Rejects and Management (Quantity)	f) Utilization of Compost (Quantity)
1	2	3	11	12	13	14	15	16
97		Nanakmatta (NP)	2.89	Aerobic	0.87	No Testing has been conducted.	0.04	Self Utilised & Free Distribution
98		Gularbhoj (NP)	1.20	Aerobic	0.08	No Testing has been conducted.	0.00	Self Utilised & Sold
99		Mahuadabra (NP)	2.10	Aerobic	0	No Testing has been conducted.	0.00	0
100		Garhi Negi	0.90	Aerobic	0	No Testing has been conducted.	0.00	0
101		Lalpur (NP)	1.30	Aerobic	0.8	No Testing has been conducted.	0.04	Self Utilized
102		Uttarkashi (NPP)	9.00	Aerobic	3	No Testing has been conducted.	0.14	Self Utilized
103		Barkot (NPP)	2.35	Aerobic	0.58	No Testing has been conducted.	0.03	self used & distribution

(A) Solid Waste Management in the State								
(7) Waste Processing								
(A) 7.1) Composting								
SN	District	(1) Name of ULBs	a) Intake quantity (Segregated biodegradable/Mixed)	b) Method Adopted	c) Output Quantity as Compost	d) Quality	e) Residue and Rejects and Management and Rejects and Management (Quantity)	f) Utilization of Compost (Quantity)
1	2	3	11	12	13	14	15	16
104	Uttarkashi	Chinyalisaur (NPP)	1.05	Aerobic	0.4	No Testing has been conducted.	0.02	sold to farmers and self utilized
105		Gangotri (NP)	0.35	Aerobic	0.04	No Testing has been conducted.	0.00	self used & distribution
106		Purola (NP)	0.44	Aerobic	0.07	No Testing has been conducted.	0.00	self utilized
107		Naugaun (NP)	0.60	Aerobic	0.05	No Testing has been conducted.	0.00	self utilised

Annexure-A												
(A) Solid Waste Management in the State												
SN	District	(1) Name of ULBs	(7) Waste Processing				(7) Waste Processing					
			(B) 7.2) Refused Drived Fuel				(C) 7.3) Waste To Energy (Thermal/Methanation Route)					
			i) Capacity of Plant (Quantity Used)	ii) Source of waste for making RDF	iii) RDF Produced	iv) Residue and Rejects Management	a) Plant Capacity	b) Daily Input of Feed	c) Source of waste	d) Output (Energy)	e) Residue/ Rejects Management	f) Fly Ash and Bottom Ash Management
1	2	3	17	18	19	20	22	23	24	25	26	27
1	Almora	Almora (NN)	No RDF plant, MRF Plant available, details of which mention as other processing plant in next col. RDF segregated at MRF and sent for Disposal				No Waste To Energy Plants available					
2		Ranikhet-Chiniyanaula (NPP)	No RDF plant, MRF Plant available, details of which mention as other processing plant in next col. RDF segregated at MRF and sent for Disposal				No Waste To Energy Plants available					
3		Dwarahat (NP)	No RDF plant, MRF Plant available, details of which mention as other processing plant in next col. RDF segregated at MRF and sent for Disposal				No Waste To Energy Plants available					
4		Bhikiyasain (NP)	No RDF plant, MRF Plant available, details of which mention as other processing plant in next col. RDF segregated at MRF and sent for Disposal				No Waste To Energy Plants available					
5		Chaukhutia (NP)	No RDF plant, MRF Plant available, details of which mention as other processing plant in next col. RDF segregated at MRF and sent for Disposal				No Waste To Energy Plants available					
6	Bageshwar	Bageshwar (NPP)	No RDF plant, MRF Plant available, details of which mention as other processing plant in next col. RDF segregated at MRF and sent for Disposal				No Waste To Energy Plants available					
7		Kapkot (NP)	No RDF plant, MRF Plant available, details of which mention as other processing plant in next col. RDF segregated at MRF and sent for Disposal				No Waste To Energy Plants available					

(A) Solid Waste Management in the State												
SN	District	(1) Name of ULBs	(7) Waste Processing				(7) Waste Processing					
			(B) 7.2) Refused Drived Fuel				(C) 7.3) Waste To Energy (Thermal/Methanation Route)					
			i) Capacity of Plant (Quantity Used)	ii) Source of waste for making RDF	iii) RDF Produced	iv) Residue and Rejects Management	a) Plant Capacity	b) Daily Input of Feed	c) Source of waste	d) Output (Energy)	e) Residue/ Rejects Management	f) Fly Ash and Bottom Ash Management
1	2	3	17	18	19	20	22	23	24	25	26	27
8		Garur (NP)	No RDF plant, MRF Plant available, details of which mention as other processing plant in next col. RDF segregated at MRF and sent for Disposal				No Waste To Energy Plants available					
9		Chamoli-Gopeshwar (NPP)	No RDF plant, MRF Plant available, details of which mention as other processing plant in next col. RDF segregated at MRF and sent for Disposal				No Waste To Energy Plants available					
10		Joshimath (NPP)	No RDF plant, MRF Plant available, details of which mention as other processing plant in next col. RDF segregated at MRF and sent for Disposal				No Waste To Energy Plants available					
11		Gauchar (NPP)	No RDF plant, MRF Plant available, details of which mention as other processing plant in next col. RDF segregated at MRF and sent for Disposal				No Waste To Energy Plants available					
12		Karnaprayag (NPP)	No RDF plant, MRF Plant available, details of which mention as other processing plant in next col. RDF segregated at MRF and sent for Disposal				No Waste To Energy Plants available					
13		Badrinath (NP)	No RDF plant, MRF Plant available, details of which mention as other processing plant in next col. RDF segregated at MRF and sent for Disposal				No Waste To Energy Plants available					

(A) Solid Waste Management in the State												
SN	District	(1) Name of ULBs	(7) Waste Processing				(7) Waste Processing					
			(B) 7.2) Refused Drived Fuel				(C) 7.3) Waste To Energy (Thermal/Methanation Route)					
			i) Capacity of Plant (Quantity Used)	ii) Source of waste for making RDF	iii) RDF Produced	iv) Residue and Rejects Management	a) Plant Capacity	b) Daily Input of Feed	c) Source of waste	d) Output (Energy)	e) Residue/ Rejects Management	f) Fly Ash and Bottom Ash Management
1	2	3	17	18	19	20	22	23	24	25	26	27
14	Chamoli	Nandprayg (NP)	No RDF plant, MRF Plant available, details of which mention as other processing plant in next col. RDF segregated at MRFand sent for Disposal				No Waste To Energy Plants availbale					
15		Pokhri (NPP)	No RDF plant, MRF Plant available, details of which mention as other processing plant in next col. RDF segregated at MRFand sent for Disposal				No Waste To Energy Plants availbale					
16		Gairsain (NPP)	No RDF plant, MRF Plant available, details of which mention as other processing plant in next col. RDF segregated at MRFand sent for Disposal				No Waste To Energy Plants availbale					
17		Tharali (NP)	No RDF plant, MRF Plant available, details of which mention as other processing plant in next col. RDF segregated at MRFand sent for Disposal				No Waste To Energy Plants availbale					
18		Pipalkoti (NP)	No RDF plant, MRF Plant available, details of which mention as other processing plant in next col. RDF segregated at MRFand sent for Disposal				No Waste To Energy Plants availbale					

(A) Solid Waste Management in the State												
SN	District	(1) Name of ULBs	(7) Waste Processing				(7) Waste Processing					
			(B) 7.2) Refused Drived Fuel				(C) 7.3) Waste To Energy (Thermal/Methanation Route)					
			i) Capacity of Plant (Quantity Used)	ii) Source of waste for making RDF	iii) RDF Produced	iv) Residue and Rejects Management	a) Plant Capacity	b) Daily Input of Feed	c) Source of waste	d) Output (Energy)	e) Residue/ Rejects Management	f) Fly Ash and Bottom Ash Management
1	2	3	17	18	19	20	22	23	24	25	26	27
19		Nandanagar (Ghat)	No RDF plant, MRF Plant available, details of which mention as other processing plant in next col. RDF segregated at MRF and sent for Disposal				No Waste To Energy Plants availbale					
20		Tanakpur (NPP)	No RDF plant, MRF Plant available, details of which mention as other processing plant in next col. RDF segregated at MRF and sent for Disposal				No Waste To Energy Plants availbale					
21		Champawat (NPP)	No RDF plant, MRF Plant available, details of which mention as other processing plant in next col. RDF segregated at MRF and sent for Disposal				No Waste To Energy Plants availbale					
22	Champwat	Lohaghat (NPP)	No RDF plant, MRF Plant available, details of which mention as other processing plant in next col. RDF segregated at MRF and sent for Disposal				No Waste To Energy Plants availbale					

(A) Solid Waste Management in the State												
SN	District	(1) Name of ULBs	(7) Waste Processing				(7) Waste Processing					
			(B) 7.2) Refused Drived Fuel				(C) 7.3) Waste To Energy (Thermal/Methanation Route)					
			i) Capacity of Plant (Quantity Used)	ii) Source of waste for making RDF	iii) RDF Produced	iv) Residue and Rejects Management	a) Plant Capacity	b) Daily Input of Feed	c) Source of waste	d) Output (Energy)	e) Residue/ Rejects Management	f) Fly Ash and Bottom Ash Management
1	2	3	17	18	19	20	22	23	24	25	26	27
23		Banbasa (NP)	No RDF plant, MRF Plant available, details of which mention as other processing plant in next col. RDF segregated at MRF and sent for Disposal				No Waste To Energy Plants availbale					
24		Pati	No RDF plant, MRF Plant available, details of which mention as other processing plant in next col. RDF segregated at MRF and sent for Disposal				No Waste To Energy Plants availbale					
25		Dehradun (NN)	600	Dry Waste	250 TPD	Scientific Landfill at Sheeshambada	No Waste To Energy Plants availbale					
26		Rishikesh (NN)	35	Dry Waste	2.592	Used in low lying areas/Backfilling until construction of SLF	No Waste To Energy Plants availbale					
27		Vikasnagar (NPP)	8	Dry Waste	0.6144	Used in low lying areas/Backfilling until construction of SLF	No Waste To Energy Plants availbale					
28		Mussoorie (NPP)	20	Dry Waste	12.2	Used in low lying areas/Backfilling until construction of SLF	8	15.4	Door to door wet waste collection	Bio-gas	-	-

(A) Solid Waste Management in the State												
SN	District	(1) Name of ULBs	(7) Waste Processing				(7) Waste Processing					
			(B) 7.2) Refused Drived Fuel				(C) 7.3) Waste To Energy (Thermal/Methanation Route)					
			i) Capacity of Plant (Quantity Used)	ii) Source of waste for making RDF	iii) RDF Produced	iv) Residue and Rejects Management	a) Plant Capacity	b) Daily Input of Feed	c) Source of waste	d) Output (Energy)	e) Residue/ Rejects Management	f) Fly Ash and Bottom Ash Management
1	2	3	17	18	19	20	22	23	24	25	26	27
29	Dehradun	Doiwala (NPP)	30	MRF doiwala	4.5	Used in low lying areas/Backfilling until construction of SLF	No Waste To Energy Plants availbale					
30		Herbertpur (NPP)	The DPR is currently under process, and the entire quantity of municipal solid waste is handed over to a third-party agency, which ensures 100% scientific processing of the collected waste.				No Waste To Energy Plants availbale					
31		Selaqui (NP)	Using Dehradun SWM plant				No Waste To Energy Plants availbale					
32		Kotdwar (NN)	20	Daily Collected Dry and mix waste	16 TPD	Used in low lying areas/Backfilling until construction of SLF	No Waste To Energy Plants availbale					
33		Srinagar (NN)	25	MSW Plant girgaon	2.5	Inert sent to SLF	No Waste To Energy Plants availbale					

(A) Solid Waste Management in the State												
SN	District	(1) Name of ULBs	(7) Waste Processing				(7) Waste Processing					
			(B) 7.2) Refused Drived Fuel				(C) 7.3) Waste To Energy (Thermal/Methanation Route)					
			i) Capacity of Plant (Quantity Used)	ii) Source of waste for making RDF	iii) RDF Produced	iv) Residue and Rejects Management	a) Plant Capacity	b) Daily Input of Feed	c) Source of waste	d) Output (Energy)	e) Residue/ Rejects Management	f) Fly Ash and Bottom Ash Management
1	2	3	17	18	19	20	22	23	24	25	26	27
34	Pauri	Pauri (NPP)	Temporary MRF Centre at Lower Chopra				No Waste To Energy Plants availbale					
35		Dugadda (NPP)	No RDF plant, MRF Plant available, details of which mention as other processing plant in next col. RDF segregated at MRFand sent for Disposal				No Waste To Energy Plants availbale					
36		Swargashram Jonk (NP)	No RDF plant, MRF Plant available, details of which mention as other processing plant in next col. RDF segregated at MRFand sent for Disposal				No Waste To Energy Plants availbale					
37		Satpuli (NP)	No RDF plant, MRF Plant available, details of which mention as other processing plant in next col. RDF segregated at MRFand sent for Disposal				No Waste To Energy Plants availbale					
38		Thalisain (NP)	No RDF plant, MRF Plant available, details of which mention as other processing plant in next col. RDF segregated at MRFand sent for Disposal				No Waste To Energy Plants availbale					
39		Haridwar (NN)	250	MSW Plant Sarai	75	Inert sent to SLF	No Waste To Energy Plants availbale					

(A) Solid Waste Management in the State												
SN	District	(1) Name of ULBs	(7) Waste Processing				(7) Waste Processing					
			(B) 7.2) Refused Drived Fuel				(C) 7.3) Waste To Energy (Thermal/Methanation Route)					
			i) Capacity of Plant (Quantity Used)	ii) Source of waste for making RDF	iii) RDF Produced	iv) Residue and Rejects Management	a) Plant Capacity	b) Daily Input of Feed	c) Source of waste	d) Output (Energy)	e) Residue/ Rejects Management	f) Fly Ash and Bottom Ash Management
1	2	3	17	18	19	20	22	23	24	25	26	27
40		Roorkee (NN)	72	Mixed and Dry waste	10.63	Used in low lying areas/Backfilling until construction of SLF						No Waste To Energy Plants availbale
41		Manglaur (NPP)	50	Mix & Dry Waste	0.8	Used in low lying areas/Backfilling until construction of SLF						No Waste To Energy Plants availbale
42		Laksar (NPP)	100	Mix & Dry Waste	0.9	Used in low lying areas/Backfilling until construction of SLF						No Waste To Energy Plants availbale
43		Shivalik Nagar (NPP)	tender in process	Mix & Dry Waste	0	Used in low lying areas/Backfilling until construction of SLF						No Waste To Energy Plants availbale

(A) Solid Waste Management in the State												
SN	District	(1) Name of ULBs	(7) Waste Processing				(7) Waste Processing					
			(B) 7.2) Refused Drived Fuel				(C) 7.3) Waste To Energy (Thermal/Methanation Route)					
			i) Capacity of Plant (Quantity Used)	ii) Source of waste for making RDF	iii) RDF Produced	iv) Residue and Rejects Management	a) Plant Capacity	b) Daily Input of Feed	c) Source of waste	d) Output (Energy)	e) Residue/ Rejects Management	f) Fly Ash and Bottom Ash Management
1	2	3	17	18	19	20	22	23	24	25	26	27
44	Haridwar	Landhaura (NP)	12	Mixed and Dry waste	1	1 TPD/Used in low lying areas/Backfilling until construction of SLF	No Waste To Energy Plants availbale					
45		Bhagwanpur (NP)	under construction	waste is being transported to saliyar roorkee	By Roorkee Nagar Nigam Plant Operator	0.9 TPD/Used in low lying areas/Backfilling until construction of SLF	No Waste To Energy Plants availbale					
46		Jhabrera (NP)	50	Mixed and Dry waste	0.5	Used in low lying areas/Backfilling until construction of SLF	No Waste To Energy Plants availbale					
47		Piran Kaliyar (NP)	10.5	Mixed and Dry waste	0	Used in low lying areas/Backfilling until construction of SLF	No Waste To Energy Plants availbale					
48		Dhandera (NP)	No RDF plant, MRF Plant available, details of which mention as other processing plant in next col. RDF segregated at MRFand sent for Disposal				No Waste To Energy Plants availbale					
49		Imlikhera (NP)	No RDF plant, MRF Plant available, details of which mention as other processing plant in next col. RDF segregated at MRFand sent for Disposal				No Waste To Energy Plants availbale					
50		Padli Gurjar	No RDF plant, MRF Plant available, details of which mention as other processing plant in next col. RDF segregated at MRFand sent for Disposal				No Waste To Energy Plants availbale					

(A) Solid Waste Management in the State												
SN	District	(1) Name of ULBs	(7) Waste Processing				(7) Waste Processing					
			(B) 7.2) Refused Drived Fuel				(C) 7.3) Waste To Energy (Thermal/Methanation Route)					
			i) Capacity of Plant (Quantity Used)	ii) Source of waste for making RDF	iii) RDF Produced	iv) Residue and Rejects Management	a) Plant Capacity	b) Daily Input of Feed	c) Source of waste	d) Output (Energy)	e) Residue/ Rejects Management	f) Fly Ash and Bottom Ash Management
1	2	3	17	18	19	20	22	23	24	25	26	27
51		Rampur (NP)	72	waste is transported to Roorkee plant	By Roorkee Nagar Nigam Plant	Used in low lying areas/Backfilling until construction of SLF	No Waste To Energy Plants availbale					
52		Sultanpur-Adampur (NP)	No RDF plant, MRF Plant available, details of which mention as other processing plant in next col. RDF segregated at MRF and sent for Disposal				No Waste To Energy Plants availbale					
53	Nainital	Haldwani (NN)	No RDF plant, MRF Plant available, details of which mention as other processing plant in next col. RDF segregated at MRF and sent for Disposal				No Waste To Energy Plants availbale					
54		Nainital (NPP)	No RDF plant at Nainital, Using Haldwani Facility				No Waste To Energy Plants availbale					
55		Ramnagar (NPP)	No RDF plant, MRF Plant available, details of which mention as other processing plant in next col. RDF segregated at MRF and sent for Disposal				No Waste To Energy Plants availbale					
56		Bhowali (NPP)	No RDF plant at Nainital, Using Haldwani Facility				No Waste To Energy Plants availbale					
57		Kaladhungi (NPP)	No RDF plant, MRF Plant available, details of which mention as other processing plant in next col. RDF segregated at MRF and sent for Disposal				No Waste To Energy Plants availbale					
58		Lalkuan (NP)	No RDF plant at Nainital, Using Haldwani Facility				No Waste To Energy Plants availbale					

(A) Solid Waste Management in the State												
SN	District	(1) Name of ULBs	(7) Waste Processing				(7) Waste Processing					
			(B) 7.2) Refused Drived Fuel				(C) 7.3) Waste To Energy (Thermal/Methanation Route)					
			i) Capacity of Plant (Quantity Used)	ii) Source of waste for making RDF	iii) RDF Produced	iv) Residue and Rejects Management	a) Plant Capacity	b) Daily Input of Feed	c) Source of waste	d) Output (Energy)	e) Residue/ Rejects Management	f) Fly Ash and Bottom Ash Management
1	2	3	17	18	19	20	22	23	24	25	26	27
59		Bhimtal	No RDF plant at Nainital, Using Haldwani Facility				No Waste To Energy Plants availbale					
60	Pithoragarh	Pithoragarh (NPP)	No RDF plant, MRF Plant available, details of which mention as other processing plant in next col. RDF segregated at MRFand sent for Disposal				No Waste To Energy Plants availbale					
61		Dharchula (NPP)	No RDF plant, MRF Plant available, details of which mention as other processing plant in next col. RDF segregated at MRFand sent for Disposal				No Waste To Energy Plants availbale					
62		Didihat (NPP)	No RDF plant, MRF Plant available, details of which mention as other processing plant in next col. RDF segregated at MRFand sent for Disposal				No Waste To Energy Plants availbale					
63		Gangolihat (NPP)	No RDF plant, MRF Plant available, details of which mention as other processing plant in next col. RDF segregated at MRFand sent for Disposal				No Waste To Energy Plants availbale					
64		Berinag (NPP)	No RDF plant, MRF Plant available, details of which mention as other processing plant in next col. RDF segregated at MRFand sent for Disposal				No Waste To Energy Plants availbale					
65		Munsyari	No RDF plant, MRF Plant available, details of which mention as other processing plant in next col. RDF segregated at MRFand sent for Disposal				No Waste To Energy Plants availbale					
66		Rudraprayag (NPP)	No RDF plant, MRF Plant available, details of which mention as other processing plant in next col. RDF segregated at MRFand sent for Disposal				No Waste To Energy Plants availbale					

(A) Solid Waste Management in the State												
SN	District	(1) Name of ULBs	(7) Waste Processing				(7) Waste Processing					
			(B) 7.2) Refused Drived Fuel				(C) 7.3) Waste To Energy (Thermal/Methanation Route)					
			i) Capacity of Plant (Quantity Used)	ii) Source of waste for making RDF	iii) RDF Produced	iv) Residue and Rejects Management	a) Plant Capacity	b) Daily Input of Feed	c) Source of waste	d) Output (Energy)	e) Residue/ Rejects Management	f) Fly Ash and Bottom Ash Management
1	2	3	17	18	19	20	22	23	24	25	26	27
67	Rudraprayag	Kedarnath (NP)	No RDF plant, MRF Plant available, details of which mention as other processing plant in next col. RDF segregated at MRF and sent for Disposal				No Waste To Energy Plants available					
68		Agstumuni (NP)	No RDF plant, MRF Plant available, details of which mention as other processing plant in next col. RDF segregated at MRF and sent for Disposal				No Waste To Energy Plants available					
69		Ukhimath (NP)	No RDF plant, MRF Plant available, details of which mention as other processing plant in next col. RDF segregated at MRF and sent for Disposal				No Waste To Energy Plants available					
70		Tilwara (NP)	No RDF plant, MRF Plant available, details of which mention as other processing plant in next col. RDF segregated at MRF and sent for Disposal				No Waste To Energy Plants available					
71		Guptkashi	No RDF plant, MRF Plant available, details of which mention as other processing plant in next col. RDF segregated at MRF and sent for Disposal				No Waste To Energy Plants available					
72		Tehri (NPP)	No RDF plant, MRF Plant available, details of which mention as other processing plant in next col. RDF segregated at MRF and sent for Disposal				No Waste To Energy Plants available					
73		Narendranagar (NPP)	No RDF plant, MRF Plant available, details of which mention as other processing plant in next col. RDF segregated at MRF and sent for Disposal				No Waste To Energy Plants available					

(A) Solid Waste Management in the State												
SN	District	(1) Name of ULBs	(7) Waste Processing				(7) Waste Processing					
			(B) 7.2) Refused Drived Fuel				(C) 7.3) Waste To Energy (Thermal/Methanation Route)					
			i) Capacity of Plant (Quantity Used)	ii) Source of waste for making RDF	iii) RDF Produced	iv) Residue and Rejects Management	a) Plant Capacity	b) Daily Input of Feed	c) Source of waste	d) Output (Energy)	e) Residue/ Rejects Management	f) Fly Ash and Bottom Ash Management
1	2	3	17	18	19	20	22	23	24	25	26	27
74	Tehri	Chamba (NPP)	0.7	Mixed and Dry waste	Nearly 0.1 TPD	Nearly 0.1 TPD /Used in low lying areas/Backfilling until construction of SLF	No Waste To Energy Plants availbale					
75		Devprayag (NPP)	2	Mixed and Dry waste	0.1 TPD	.035 TPD/Used in low lying areas/Backfilling until construction of SLF	No Waste To Energy Plants availbale					
76		Muni-Ki Reti (NPP)	20	Household, Commercial - Mixed and Dry waste	2 TPD	1TPD/Used in low lying areas/Backfilling until construction of SLF	No Waste To Energy Plants availbale					
77		Kirtinagar (NP)	5	Household, Commercial - Mixed and Dry waste	2 TPD	1 TPD/Used in low lying areas/Backfilling until construction of SLF	No Waste To Energy Plants availbale					
78		Ghansali (NP)	No RDF plant, MRF Plant available, details of which mention as other processing plant in next col. RDF segregated at MRF and sent for Disposal				No Waste To Energy Plants availbale					
79		Gaja (NP)	3	Household, Commercial - Mixed and Dry waste	0.3	0.15TPD/Used in low lying areas/Backfilling until construction of SLF	No Waste To Energy Plants available					
80		Lambgaon (NP)	No RDF plant, MRF Plant available, details of which mention as other processing plant in next col. RDF segregated at MRF and sent for Disposal				No Waste To Energy Plants availbale					

(A) Solid Waste Management in the State												
SN	District	(1) Name of ULBs	(7) Waste Processing				(7) Waste Processing					
			(B) 7.2) Refused Drived Fuel				(C) 7.3) Waste To Energy (Thermal/Methanation Route)					
			i) Capacity of Plant (Quantity Used)	ii) Source of waste for making RDF	iii) RDF Produced	iv) Residue and Rejects Management	a) Plant Capacity	b) Daily Input of Feed	c) Source of waste	d) Output (Energy)	e) Residue/ Rejects Management	f) Fly Ash and Bottom Ash Management
1	2	3	17	18	19	20	22	23	24	25	26	27
81		Chamiyala (NP)	1	Mixed and Dry waste	0.5 TPD	0.4 TPD	No Waste To Energy Plants availbale					
82		Tapovan (NP)	No RDF plant, MRF Plant available, details of which mention as other processing plant in next col. RDF segregated at MRFand sent for Disposal				No Waste To Energy Plants availbale					
83		Kashipur (NN)	Manual MRF 35 TPD Sale & self utilization	Dry Waste	0	Reprocessing	No Waste To Energy Plants availbale					
84		Rudrapur (NN)	108.58	DRY Waste/Mixed Waste	30 TPD	Used in low lying areas/Backfilling until conctruction of SLF	50 TPD	15 Ton	Door to door wet waste collection	200 Cu.M.	4.15 Ton Reject use as Compost Fertilizer	-
85		Gadarpur (NPP)	No RDF plant, MRF Plant available, details of which mention as other processing plant in next col. RDF segregated at MRFand sent for Disposal				No Waste To Energy Plants availbale					
86		Jaspur (NNP)	30 TPD	Mixed and dry	-	-	No Waste To Energy Plants availbale					

(A) Solid Waste Management in the State												
SN	District	(1) Name of ULBs	(7) Waste Processing				(7) Waste Processing					
			(B) 7.2) Refused Drived Fuel				(C) 7.3) Waste To Energy (Thermal/Methanation Route)					
			i) Capacity of Plant (Quantity Used)	ii) Source of waste for making RDF	iii) RDF Produced	iv) Residue and Rejects Management	a) Plant Capacity	b) Daily Input of Feed	c) Source of waste	d) Output (Energy)	e) Residue/ Rejects Management	f) Fly Ash and Bottom Ash Management
1	2	3	17	18	19	20	22	23	24	25	26	27
87	US NAGAR	Mahuakheraganj (NPP)	No RDF plant, MRF Plant available, details of which mention as other processing plant in next col. RDF segregated at MRF and sent for Disposal				No Waste To Energy Plants availbale					
88		Bajpur (NPP)	No RDF plant, MRF Plant available, details of which mention as other processing plant in next col. RDF segregated at MRF and sent for Disposal				No Waste To Energy Plants availbale					
89		Kichha (NPP)	No RDF plant, MRF Plant available, details of which mention as other processing plant in next col. RDF segregated at MRF and sent for Disposal				No Waste To Energy Plants availbale					
90		Khatima (NPP)	No RDF plant, MRF Plant available, details of which mention as other processing plant in next col. RDF segregated at MRF and sent for Disposal				No Waste To Energy Plants availbale					
91		Sitarganj (NPP)	29 TPD	Mixed & Dry Waste	5.33	2.85	No Waste To Energy Plants availbale					
92		Nagla (NPP)	No RDF plant, MRF Plant available, details of which mention as other processing plant in next col. RDF segregated at MRF and sent for Disposal				No Waste To Energy Plants availbale					
93		Sultanpur Patti (NP)	No RDF plant, MRF Plant available, details of which mention as other processing plant in next col. RDF segregated at MRF and sent for Disposal				No Waste To Energy Plants availbale					

(A) Solid Waste Management in the State												
SN	District	(1) Name of ULBs	(7) Waste Processing				(7) Waste Processing					
			(B) 7.2) Refused Drived Fuel				(C) 7.3) Waste To Energy (Thermal/Methanation Route)					
			i) Capacity of Plant (Quantity Used)	ii) Source of waste for making RDF	iii) RDF Produced	iv) Residue and Rejects Management	a) Plant Capacity	b) Daily Input of Feed	c) Source of waste	d) Output (Energy)	e) Residue/ Rejects Management	f) Fly Ash and Bottom Ash Management
1	2	3	17	18	19	20	22	23	24	25	26	27
94		Kelakhera (NP)	No RDF plant, MRF Plant available, details of which mention as other processing plant in next col. RDF segregated at MRF and sent for Disposal				No Waste To Energy Plants available					
95		Dineshpur (NP)	No RDF plant, MRF Plant available, details of which mention as other processing plant in next col. RDF segregated at MRF and sent for Disposal				No Waste To Energy Plants available					
96		Shaktigarh (NP)	No RDF plant, MRF Plant available, details of which mention as other processing plant in next col. RDF segregated at MRF and sent for Disposal				No Waste To Energy Plants available					
97		Nanakmatta (NP)	No RDF plant, MRF Plant available, details of which mention as other processing plant in next col. RDF segregated at MRF and sent for Disposal				No Waste To Energy Plants available					
98		Gularbhoj (NP)	2.5	DRY WASTE	0.6	CONSIDERD AS INERTS	No Waste To Energy Plants available					
99		Mahuadabra (NP)	No RDF plant, MRF Plant available, details of which mention as other processing plant in next col. RDF segregated at MRF and sent for Disposal				No Waste To Energy Plants available					
100		Garhi Negi	No RDF plant, MRF Plant available, details of which mention as other processing plant in next col. RDF segregated at MRF and sent for Disposal				No Waste To Energy Plants available					
101		Lalpur (NP)	No RDF plant, MRF Plant available, details of which mention as other processing plant in next col. RDF segregated at MRF and sent for Disposal				No Waste To Energy Plants available					

(A) Solid Waste Management in the State												
SN	District	(1) Name of ULBs	(7) Waste Processing				(7) Waste Processing					
			(B) 7.2) Refused Drived Fuel				(C) 7.3) Waste To Energy (Thermal/Methanation Route)					
			i) Capacity of Plant (Quantity Used)	ii) Source of waste for making RDF	iii) RDF Produced	iv) Residue and Rejects Management	a) Plant Capacity	b) Daily Input of Feed	c) Source of waste	d) Output (Energy)	e) Residue/ Rejects Management	f) Fly Ash and Bottom Ash Management
1	2	3	17	18	19	20	22	23	24	25	26	27
102	Uttarkashi	Uttarkashi (NPP)	No RDF plant, MRF Plant available, details of which mention as other processing plant in next col. RDF segregated at MRF and sent for Disposal				No Waste To Energy Plants available					
103		Barkot (NPP)	MRF Plants Capacity 3.6 Current Utilization App 3.2	Low value Plastics Cloth	0.408	0	No Waste To Energy Plants available					
104		Chinyalisaur (NPP)	No RDF plant, MRF Plant available, details of which mention as other processing plant in next col. RDF segregated at MRF and sent for Disposal				No Waste To Energy Plants available					
105		Gangotri (NP)	No RDF plant, MRF Plant available, details of which mention as other processing plant in next col. RDF segregated at MRF and sent for Disposal				No Waste To Energy Plants available					
106		Purola (NP)	No RDF plant, MRF Plant available, details of which mention as other processing plant in next col. RDF segregated at MRF and sent for Disposal				No Waste To Energy Plants available					
107		Naugaun (NP)	No RDF plant, MRF Plant available, details of which mention as other processing plant in next col. RDF segregated at MRF and sent for Disposal				No Waste To Energy Plants available					

SN	District	(1) Name of ULBs	(7) Waste Processing				8) Current Gap in Waste Generation and Processing	Time bound plan to fill up the Gap
			(D) 7.4) Other Processing					
			a) Quantity of Inputs	b) Quality of Inputs	c) Product and it's utilization	d) Residue/ Rejects Management		
1	2	3	28	29	30	31	32	33
1	Almora	Almora (NN)	6.9	Dry waste & mixed waste	Recyclable	Used in low lying areas/Backfilling until construction of SLF	0	In SBM 1.0 against the DPR cost of Rs. 349.05 Lakhs. Rs. 326.27 Lakhs was released to ULB Timeline 31-3-2027
2		Ranikhet-Chiniyanaula (NPP)	0.2	Dry waste & mixed waste	Recyclable	Used in low lying areas/Backfilling until construction of SLF	0	Revised SWM Plant DPR Approved by GoUK, proceedings underway Timeline 31-3-2027
3		Dwarahat (NP)	0.25	Dry waste & mixed waste	Recyclable	Used in low lying areas/Backfilling until construction of SLF	0	In SBM 1.0 against the DPR cost of Rs. 84.12 Lakhs. Rs. 69.40 Lakhs was released to ULB Timeline 31-3-2027
4		Bhikiyasain (NP)	0.7	DRY WASTE	Recyclable	Used in low lying areas/Backfilling until construction of SLF	0	DPR proceedings underway Timeline 31-3-2027
5		Chaukhatia (NP)	0	Dry waste & mixed waste	Recyclable	Used in low lying areas/Backfilling until construction of SLF	0	DPR being prepared Timeline 31-3-2027
6	Bageshwar	Bageshwar (NPP)	1.1	Dry waste	Sent Recycling plant manglor (Haridwar)	Used in low lying areas/Backfilling until construction of SLF	0.5	In SBM 1.0 against the DPR cost of Rs. 300.72 Lakhs. Rs. 213.27 Lakhs was released to ULB timeline - Bond date 12.11.2025 Work order date 13.11.2025 Work complete date 11.11.2026
7		Kapkot (NP)	0.9	dry waste	Sent to Recycling Plant Manglor (Haridwar)	Used in low lying areas/Backfilling until construction of SLF	0	In SBM 1.0 against the DPR cost of Rs. 78.66 Lakhs. Rs. 76.28 Lakhs was released to ULB, ULB Board Fund 2.38 Timeline 31-3-2027

SN	District	(1) Name of ULBs	(7) Waste Processing				8) Current Gap in Waste Generation and Processing	Time bound plan to fill up the Gap
			(D) 7.4) Other Processing					
			a) Quantity of Inputs	b) Quality of Inputs	c) Product and it's utilization	d) Residue/ Rejects Management		
1	2	3	28	29	30	31	32	33
8		Garur (NP)	0.5	dry waste	recyclable items sold	Used in low lying areas/Backfilling until construction of SLF	0.2	Action plan is being prepared for GAP Timeline 31-3-2027
9	Chamoli	Chamoli-Gopeshwar (NPP)	2.9	dry waste (ie- plastic bottles, cardboard, metals ,glass ,rubber etc)	recyclable items sold (2.9MT)	Used in low lying areas/Backfilling until construction of SLF	0	In SBM 1.0 against the DPR cost of Rs. 144.73 Lakhs. Rs. 100.83 Lakhs was released to ULB Timeline 31-3-2027
10		Joshimath (NPP)	1.5	dry waste (ie- plastic bottles, cardboard, metals ,glass ,rubber etc)	recyclable items sold	Used in low lying areas/Backfilling until construction of SLF	0.3	MRF and SLF Constructed Operate will be soon Timeline 30-6-2026
11		Gauchar (NPP)	2.1	dry waste (ie- plastic bottles, cardboard, metals ,glass ,rubber etc)	recyclable items sold	Used in low lying areas/Backfilling until construction of SLF	0	In SBM 1.0 against the DPR cost of Rs. 130.73 Lakhs. Rs. 111.75 Lakhs was released to ULB Timeline 31-3-2027
12		Karnaprayag (NPP)	1.2	dry waste (ie- plastic bottles, cardboard, metals ,glass ,rubber etc)	recyclable items sold	Used in low lying areas/Backfilling until construction of SLF	0	In SBM 1.0 against the DPR cost of Rs. 114.81 Lakhs. Rs. 94.72 Lakhs was released to ULB EIA is under process in ULB Timeline 31-3-2027
13		Badrinath (NP)	0.6	dry waste (ie- plastic bottles, cardboard, metals ,glass ,rubber etc)	recyclable items sold	Used in low lying areas/Backfilling until construction of SLF	0.02	In SBM 1.0 against the DPR cost of Rs. 158.81 Lakhs. Rs. 158.81 Lakhs was released to ULB Timeline 31-3-2027
14		Nandprayg (NP)	0.3	dry waste (ie- plastic bottles, cardboard, metals ,glass ,rubber etc)	recyclable items sold	Used in low lying areas/Backfilling until construction of SLF	0.02	In SBM 1.0 against the DPR cost of Rs. 94.14 Lakhs. Rs. 77.66 Lakhs was released to ULB Timeline 31-3-2027
15		Pokhri (NPP)	1.1	dry waste (ie- plastic bottles, cardboard, metals ,glass ,rubber etc)	recyclable items sold	Used in low lying areas/Backfilling until construction of SLF	0	In SBM 1.0 against the DPR cost of Rs. 114.30 Lakhs. Rs. 100.29 Lakhs was released to ULB Timeline 31-3-2027
16		Gairsain (NPP)	0.7	dry waste (ie- plastic bottles, cardboard, metals ,glass ,rubber etc) and recycled items are being sold	recyclable items sold	Used in low lying areas/Backfilling until construction of SLF	0	In SBM 1.0 against the DPR cost of Rs. 190.83 Lakhs. Rs. 119.27 Lakhs was released to ULB Timeline 31-3-2027

SN	District	(1) Name of ULBs	(7) Waste Processing				8) Current Gap in Waste Generation and Processing	Time bound plan to fill up the Gap
			(D) 7.4) Other Processing					
			a) Quantity of Inputs	b) Quality of Inputs	c) Product and it's utilization	d) Residue/ Rejects Management		
1	2	3	28	29	30	31	32	33
17		Tharali (NP)	0.7	dry waste (ie- plastic bottles, cardboard, metals ,glass ,rubber etc) and recycled items are being sold	recyclable items sold	Used in low lying areas/Backfilling until construction of SLF	0	In SBM 1.0 against the DPR cost of Rs. 118.37 Lakhs. Rs. 73.99 Lakhs was released to ULB
18		Pipalkoti (NP)	0.40	dry waste (ie- plastic bottles, cardboard, metals ,glass ,rubber etc) and recycled items are being sold	recyclable items sold	Used in low lying areas/Backfilling until construction of SLF	0	In SBM 1.0 against the DPR cost of Rs. 143.37 Lakhs. Rs. 106.07 Lakhs was released to ULB Timeline 31-3-2027
19		Nandanagar (Ghat)	0.80	dry waste (ie- plastic bottles, cardboard, metals ,glass ,rubber etc) and recycled items are being sold	recyclable items sold	Used in low lying areas/Backfilling until construction of SLF	0	DPR being prepared Timeline 31-3-2027
20	Champwat	Tanakpur (NPP)	1.40	dry waste (ie- plastic bottles, cardboard, metals ,glass ,rubber etc) and recycled items are being sold	recyclable items sold	Used in low lying areas/Backfilling until construction of SLF	1	In SBM 1.0 against the DPR cost of Rs. 469.94 Lakhs (Banbasa+Tanakpur). Rs. 59.811 Lakhs was released to ULB Timeline 31-3-2027
21		Champawat (NPP)	2.00	dry waste (ie- plastic bottles, cardboard, metals ,glass ,rubber etc) and recycled items are being sold	recyclable items sold	Used in low lying areas/Backfilling until construction of SLF	0	In SBM 1.0 against the DPR cost of Rs. 491.50 Lakhs. Rs. 307.19 Lakhs was released to ULB Timeline 31-3-2027
22		Lohaghat (NPP)	1.00	dry waste (ie- plastic bottles, cardboard, metals ,glass ,rubber etc) and recycled items are being sold	recyclable items sold	Used in low lying areas/Backfilling until construction of SLF	1	In SBM 1.0 against the DPR cost of Rs. 128.47 Lakhs. Rs. 105.99 Lakhs was released to ULB Timeline 31-3-2027
23		Banbasa (NP)	0.50	dry waste (ie- plastic bottles, cardboard, metals ,glass ,rubber etc) and recycled items are being sold	recyclable items sold	Used in low lying areas/Backfilling until construction of SLF	0.59	In SBM 1.0 against the DPR cost of Rs. 469.94 Lakhs (Banbasa+Tanakpur). Rs. 225.773 Lakhs was released to ULB Timeline 31-3-2027
24		Pati	0.35	dry waste (ie- plastic bottles, cardboard, metals ,glass ,rubber etc) and recycled items are being sold	recyclable items sold	Used in low lying areas/Backfilling until construction of SLF	0	0

SN	District	(1) Name of ULBs	(7) Waste Processing				8) Current Gap in Waste Generation and Processing	Time bound plan to fill up the Gap
			(D) 7.4) Other Processing					
			a) Quantity of Inputs	b) Quality of Inputs	c) Product and it's utilization	d) Residue/ Rejects Management		
1	2	3	28	29	30	31	32	33
25	Dehradun	Dehradun (NN)	0	0	0	0	0	In SBM 1.0 against the DPR cost of Rs. 2460.00 Lakhs. Rs. 150.00 Lakhs was released to ULB Timeline 31-3-2027
26		Rishikesh (NN)	0	0	0	Used in low lying areas/Backfilling until construction of SLF	24	In SBM 1.0 against the DPR cost of Rs. 3218.54 Lakhs. Rs. 2519.73 Lakhs was released to ULB Timeline 31-3-2027, DPR approved from UIDF, of RS. 679.63 lakhs
27		Vikasnagar (NPP)	0	0	0	Used in low lying areas/Backfilling until construction of SLF	3.2	As per approval DPRTimeline 31-3-2027
28		Mussoorie (NPP)	0	0	0	Used in low lying areas/Backfilling until construction of SLF	0	
29		Doiwala (NPP)	0	0	0	Used in low lying areas/Backfilling until construction of SLF	0	With Rishikesh Cluster Timeline 31-3-2027
30		Herbertpur (NPP)	4	dry waste (ie- plastic bottles, cardboard, metals ,glass ,rubber etc) and recycled items are being sold	recyclable items sold	Used in low lying areas/Backfilling until construction of SLF	0	The New DPR under progress secreted and cost of new dpr 3 crore 27 lakh Timeline 31-3-2027
31		Selaqui (NP)	0	0	0	Used in low lying areas/Backfilling until construction of SLF	0	-
32	Kotdwar (NN)	0	0	0	Used in low lying areas/Backfilling until construction of SLF	0	In SBM 1.0 against the DPR cost of Rs. 1369.95 Lakhs. Rs. 684.97 Lakhs was released to ULB Timeline 31-3-2027	

SN	District	(1) Name of ULBs	(7) Waste Processing				8) Current Gap in Waste Generation and Processing	Time bound plan to fill up the Gap
			(D) 7.4) Other Processing					
			a) Quantity of Inputs	b) Quality of Inputs	c) Product and it's utilization	d) Residue/ Rejects Management		
1	2	3	28	29	30	31	32	33
33	Pauri	Srinagar (NN)	0	0	0	Used in low lying areas/Backfilling until construction of SLF	0	In SBM 1.0 against the DPR cost of Rs. 708.96 Lakhs. Rs. 584.89 Lakhs was released to ULB 31-3-2027
34		Pauri (NPP)	-	dry waste (ie- plastic bottles, cardboard, metals ,glass ,rubber etc) and recycled items are being sold	recyclable items sold	Used in low lying areas/Backfilling until construction of SLF	8	In SBM 1.0 against the DPR cost of Rs. 412.63 Lakhs. Rs. 340.42 Lakhs was released to ULB 31-3-2027
35		Dugadda (NPP)	0.55	Dry waste & mixed waste	Recyclable	Used in low lying areas/Backfilling until construction of SLF	0	0
36		Swargashram Jonk (NP)	2.40	Dry waste & mixed waste	Recyclable	Used in low lying areas/Backfilling until construction of SLF	0	In SBM 1.0 against the DPR cost of Rs. 85.38 Lakhs. Rs. 14.72 Lakhs was released to ULB 31-3-2027
37		Satpuli (NP)	0.63	Dry waste & mixed waste	Recyclable	Used in low lying areas/Backfilling until construction of SLF	0	In SBM 1.0 against the DPR cost of Rs. 106.62 Lakhs. Rs. 66.64 Lakhs was released to ULB 31-3-2027
38		Thalisain (NP)	0.69	Dry waste & mixed waste	Recyclable	Used in low lying areas/Backfilling until construction of SLF	0.09	DPR of Rs. 1.73 cr is approved under Ring Fence Account. Work order issued, Timeline 31-3-2027
39	Roorkee	Haridwar (NN)	NA	NA	NA	NA	0	In SBM 1.0 against the DPR cost of Rs. 1934.18 Lakhs. Rs. 300.00 Lakhs was released to ULB 31-3-2027
40		Roorkee (NN)	NA	NA	NA	NA	20	Currently, Nagar Nigam Roorkee is implementing various solid waste management projects in a ROUMT (Rehabilitation, Operation, Upgradation, Maintenance and Transfer) Mode, which is a specific Public- Private partnership for achieving the 100% waste processing. Along with this, waste to energy plant is proposed on cluster level at Roorkee, for which DPR has already been prepared.31-3-2027

SN	District	(1) Name of ULBs	(7) Waste Processing				8) Current Gap in Waste Generation and Processing	Time bound plan to fill up the Gap
			(D) 7.4) Other Processing					
			a) Quantity of Inputs	b) Quality of Inputs	c) Product and it's utilization	d) Residue/ Rejects Management		
1	2	3	28	29	30	31	32	33
41	Haridwar	Manglaur (NPP)	NA	NA	NA	NA	11	1 Year
42		Laksar (NPP)	NA	NA	NA	NA	0	N/A
43		Shivalik Nagar (NPP)	NA	NA	NA	NA	7	01 Year
44		Landhaura (NP)	NA	NA	NA	NA	3	1 Year
45		Bhagwanpur (NP)	NA	NA	NA	NA	0	-
46		Jhabrera (NP)	NA	NA	NA	NA	0	-
47		Piran Kaliyar (NP)	NA	NA	NA	NA	0	In SBM 1.0 against the DPR cost of Rs. 301.16 Lakhs. Rs. 248.45 Lakhs was released to ULB 31-3-2027
48		Dhandera (NP)	1.50	Dry waste & mixed waste	Recyclable	Used in low lying areas/Backfilling until construction of SLF	0.5	DPR being prepared Timeline 31-3-2027

SN	District	(1) Name of ULBs	(7) Waste Processing				8) Current Gap in Waste Generation and Processing	Time bound plan to fill up the Gap
			(D) 7.4) Other Processing					
			a) Quantity of Inputs	b) Quality of Inputs	c) Product and it's utilization	d) Residue/ Rejects Management		
1	2	3	28	29	30	31	32	33
49		Imlikhera (NP)	0.70	Dry waste & mixed waste	Recyclable	Used in low lying areas/Backfilling until construction of SLF	2.5	DPR being prepared Timeline 31-3-2027
50		Padli Gurjar	0.25	Dry waste & mixed waste	Recyclable	Used in low lying areas/Backfilling until construction of SLF	3	DPR being prepared Timeline 31-3-2027
51		Rampur (NP)	NA	NA	NA	Used in low lying areas/Backfilling until construction of SLF	4.5	DPR being prepared Timeline 31-3-2028
52		Sultanpur-Adampur (NP)	3.50	Dry waste & mixed waste	Recyclable	Used in low lying areas/Backfilling until construction of SLF	7.5	DPR being prepared Timeline 31-3-2029
53		Haldwani (NN)	47.00	Dry waste & mixed waste	Recyclable	Used in low lying areas/Backfilling until construction of SLF	150	02 months plan to vacant the land &24 months for establishment of NTPC waste to charcoal plant
54		Nainital (NPP)	No Other plant at Nainital, Using Haldwani Facility				0	-
55		Ramnagar (NPP)	4.2	Segregated Dry Waste	Segregated Dry Waste Sent For Recycling	Used in low lying areas/Backfilling until construction of SLF	0.00	In SBM 1.0 against the DPR cost of Rs. 513.62 Lakhs. Rs. 423.73 Lakhs was released to ULB
56	Nainital	Bhowali (NPP)	No Other plant at Nainital, Using Haldwani Facility					NA
57		Kaladhungi (NPP)	1.3	Segregated Dry Waste	sent for Recycling	Used in low lying areas/Backfilling until construction of SLF	0	0

SN	District	(1) Name of ULBs	(7) Waste Processing				8) Current Gap in Waste Generation and Processing	Time bound plan to fill up the Gap
			(D) 7.4) Other Processing					
			a) Quantity of Inputs	b) Quality of Inputs	c) Product and it's utilization	d) Residue/ Rejects Management		
1	2	3	28	29	30	31	32	33
58		Lalkuan (NP)	No Other plant at Nainital, Using Haldwani Facility					NA
59		Bhimtal	No Other plant at Nainital, Using Haldwani Facility					DPR FOR INTEGRATED SWM PLANT IS UNDER PROCESS
60	Pithoragarh	Pithoragarh (NPP)	8	Segregated Dry Waste	Segregated Dry Waste Sent For Recycling	Used in low lying areas/Backfilling until construction of SLF	0	In SBM 1.0 against the DPR cost of Rs. 829.45 Lakhs. Rs. 525.51 Lakhs was released to ULB DPR being prepared Timeline 31-3-2027
61		Dharchula (NPP)	1.40	Segregated Dry Waste	Segregated Dry Waste Sent For Recycling	Used in low lying areas/Backfilling until construction of SLF	0	In SBM 1.0 against the DPR cost of Rs. 185.50 Lakhs. Rs. 115.93 Lakhs was released to ULB DPR being prepared Timeline 31-3-2027
62		Didihat (NPP)	1.00	Segregated Dry Waste	Segregated Dry Waste Sent For Recycling	Used in low lying areas/Backfilling until construction of SLF	0	In SBM 1.0 against the DPR cost of Rs. 235.55 Lakhs. Rs. 147.22 Lakhs was released to ULB DPR being prepared Timeline 31-3-2027
63		Gangolihat (NPP)	0.26	Segregated Dry Waste	Segregated Dry Waste Sent For Recycling	Used in low lying areas/Backfilling until construction of SLF	0	In SBM 1.0 against the DPR cost of Rs. 83.34 Lakhs. Rs. 68.56 Lakhs was released to ULB DPR being prepared Timeline 31-3-2027
64		Berinag (NPP)	0.60	Segregated Dry Waste	Segregated Dry Waste Sent For Recycling	Used in low lying areas/Backfilling until construction of SLF	0	In SBM 1.0 against the DPR cost of Rs. 141.48 Lakhs. Rs. 100.87 Lakhs was released to ULB DPR being prepared Timeline 31-3-2027
65		Munsyari	1.00	Segregated Dry Waste	Segregated Dry Waste Sent For Recycling	Used in low lying areas/Backfilling until construction of SLF	0	DPR being prepared Timeline 31-3-2027

SN	District	(1) Name of ULBs	(7) Waste Processing				8) Current Gap in Waste Generation and Processing	Time bound plan to fill up the Gap
			(D) 7.4) Other Processing					
			a) Quantity of Inputs	b) Quality of Inputs	c) Product and it's utilization	d) Residue/ Rejects Management		
1	2	3	28	29	30	31	32	33
66	Rudraprayag	Rudraprayag (NPP)	1.16	Segregated Dry Waste	Segregated Dry Waste Sent For Recycling	Used in low lying areas/Backfilling until construction of SLF	0	In SBM 1.0 against the DPR cost of Rs. 133.62 Lakhs. Rs. 92.41 Lakhs was released to ULB
67		Kedarnath (NP)	0.05	Segregated Dry Waste	Segregated Dry Waste Sent For Recycling	Used in low lying areas/Backfilling until construction of SLF	0	Rs. 3.09 Cr DPR prepared, under approval Timeline 31-3-2027
68		Agstumuni (NP)	0.42	Segregated Dry Waste	Segregated Dry Waste Sent For Recycling	Used in low lying areas/Backfilling until construction of SLF	0	In SBM 1.0 against the DPR cost of Rs. 94.71 Lakhs. Rs. 77.38 Lakhs was released to ULB Timeline 31-3-2027
69		Ukhimath (NP)	0.40	Segregated Dry Waste	Segregated Dry Waste Sent For Recycling	Used in low lying areas/Backfilling until construction of SLF	0	In SBM 1.0 against the DPR cost of Rs. 167.68 Lakhs. Rs. 104.80 Lakhs was released to ULB Timeline 31-3-2027
70		Tilwara (NP)	1.10	Segregated Dry Waste	Segregated Dry Waste Sent For Recycling	Used in low lying areas/Backfilling until construction of SLF	0	In SBM 1.0 against the DPR cost of Rs. 62.93 Lakhs. Rs. 51.92 Lakhs was released to ULB Timeline 31-3-2027
71		Guptkashi	0.15	Segregated Dry Waste	Segregated Dry Waste Sent For Recycling	Used in low lying areas/Backfilling until construction of SLF	0.2	DPR being prepared Timeline 31-3-2027
72		Tehri (NPP)	3.20	Segregated Dry Waste	Segregated Dry Waste Sent For Recycling	Used in low lying areas/Backfilling until construction of SLF	3.06	In SBM 1.0 against the DPR cost of Rs. 573.24 Lakhs. Rs. 489.81 Lakhs was released to ULB DPR being prepared Timeline 31-3-2027
73		Narendranagar (NPP)	1.02	Segregated Dry Waste	Segregated Dry Waste Sent For Recycling	Used in low lying areas/Backfilling until construction of SLF	0	-

SN	District	(1) Name of ULBs	(7) Waste Processing				8) Current Gap in Waste Generation and Processing	Time bound plan to fill up the Gap	
			(D) 7.4) Other Processing						
			a) Quantity of Inputs	b) Quality of Inputs	c) Product and it's utilization	d) Residue/ Rejects Management			
1	2	3	28	29	30	31	32	33	
74	Tehri	Chamba (NPP)	1.4	dry and mixed waste	compacted into boxes and later sold	Used in low lying areas/Backfilling until construction of SLF	0.1	DPR Approved in ADP Funded Project	
75		Devprayag (NPP)	0	0	0	Used in low lying areas/Backfilling until construction of SLF	0	In SBM 1.0 against the DPR cost of Rs. 122.26 Lakhs. Rs. 100.86 Lakhs was released to ULB	
76		Muni-Ki Reti (NPP)	NA	NA	NA	Used in low lying areas/Backfilling until construction of SLF	0	In SBM 1.0 against the DPR cost of Rs. 367.17 Lakhs. Rs. 300.82 Lakhs was released to ULB	
77		Kirtinagar (NP)	NO OTHER PLANT					NO GAP	
78		Ghansali (NP)	0.63	dry and mixed waste	compacted into boxes and later sold	Used in low lying areas/Backfilling until construction of SLF	0	In SBM 1.0 against the DPR cost of Rs. 114.85 Lakhs. Rs. 71.78 Lakhs was released to ULB	
79		Gaja (NP)	1	Mixed waste	Recyclable/Recycling	Used in low lying areas/Backfilling until construction of SLF		No Gap	
80		Lambgaon (NP)	0.41	dry and mixed waste	compacted into boxes and later sold	Used in low lying areas/Backfilling until construction of SLF	0	In SBM 1.0 against the DPR cost of Rs. 92.46 Lakhs. Rs. 76.28 Lakhs was released to ULB	
81		Chamiyala (NP)	NO OTHER PLANT					0	NO GAP
82		Tapovan (NP)	0.7	dry and mixed waste	compacted into boxes and later sold	Used in low lying areas/Backfilling until construction of SLF	0	NA	

SN	District	(1) Name of ULBs	(7) Waste Processing				8) Current Gap in Waste Generation and Processing	Time bound plan to fill up the Gap
			(D) 7.4) Other Processing					
			a) Quantity of Inputs	b) Quality of Inputs	c) Product and it's utilization	d) Residue/ Rejects Management		
1	2	3	28	29	30	31	32	33
83		Kashipur (NN)	-	-	-	-	61	In SBM 1.0 against the DPR cost of Rs. 1424.84 Lakhs. Rs. 832.19 Lakhs was released to ULB Gap:61 TPD Processing Plant for 200 TPD is approved by UDD and CTE applied, Under Construction
84		Rudrapur (NN)	5 TPD	Segrated Dry waste	RDF Send to Paper Mills and Biodegradable waste process by composting	Used in low lying areas/Backfilling until construction of SLF	0	NA
85		Gadarpur (NPP)	2	Segrated Dry waste	RDF Send to Paper Mills and Biodegradable waste process by composting	Used in low lying areas/Backfilling until construction of SLF	0	In SBM 1.0 against the DPR cost of Rs. 1369.97 Lakhs (Cluster). Rs. 652.72 Lakhs was released to ULB
86		Jaspur (NPP)	-	-	-	Used in low lying areas/Backfilling until construction of SLF	0	In SBM 1.0 against the DPR cost of Rs. 426.08 Lakhs. Rs. 64.56 Lakhs was released to ULB
87		Mahuakheraganj (NPP)	0.9	Segrated Dry waste	RDF Send to Paper Mills and Biodegradable waste process by composting	Used in low lying areas/Backfilling until construction of SLF		In SBM 1.0 against the DPR cost of Rs. 179.04 Lakhs. Rs. 147.71 Lakhs was released to ULB
88		Bajpur (NPP)	4	Segrated Dry waste	RDF Send to Paper Mills and Biodegradable waste process by composting	Used in low lying areas/Backfilling until construction of SLF	0	In SBM 1.0 against the DPR cost of Rs. 1369.97 Lakhs (Cluster). Rs. 46.81 Lakhs was released to ULB
89		Kichha (NPP)	11.66	Segrated Dry waste	RDF Send to Paper Mills and Biodegradable waste process by composting	Used in low lying areas/Backfilling until construction of SLF		1 Year
90		Khatima (NPP)	9.00	Segrated Dry waste	RDF Send to Paper Mills and Biodegradable waste process by composting	Used in low lying areas/Backfilling until construction of SLF	0	In SBM 1.0 against the DPR cost of Rs. 690.03 Lakhs. Rs. 543.14 Lakhs was released to ULB
91		Sitarganj (NPP)	7.51	Segrated Dry waste	RDF Send to Paper Mills and Biodegradable waste process by composting	Used in low lying areas/Backfilling until construction of SLF	2.05	In SBM 1.0 against the DPR cost of Rs. 401.97 Lakhs. Rs. 331.62 Lakhs was released to ULB

SN	District	(1) Name of ULBs	(7) Waste Processing				8) Current Gap in Waste Generation and Processing	Time bound plan to fill up the Gap
			(D) 7.4) Other Processing					
			a) Quantity of Inputs	b) Quality of Inputs	c) Product and it's utilization	d) Residue/ Rejects Management		
1	2	3	28	29	30	31	32	33
92	US NAGAR	Nagla (NPP)	0.5	segrated Dry West	Taken by Waste Pickers	Used in low lying areas/Backfilling until construction of SLF	0	-
93		Sultanpur Pattii (NP)	1.19	segrated Dry West	sand to recylers	Used in low lying areas/Backfilling until construction of SLF	0	In SBM 1.0 against the DPR cost of Rs. 1369.97 Lakhs (Cluster). Rs. 43.75 Lakhs was released to ULB
94		Kelakhera (NP)	1.35	segrated Dry West	sand to recyclers	Used in low lying areas/Backfilling until construction of SLF	0	In SBM 1.0 against the DPR cost of Rs. 1369.97 Lakhs (Cluster). Rs. 32.19 Lakhs was released to ULB
95		Dineshpur (NP)	0	segrated Dry West	Taken by Waste Pickers	Used in low lying areas/Backfilling until construction of SLF	0	In SBM 1.0 against the DPR cost of Rs. 395.46 Lakhs (Cluster). Rs. 289.255 Lakhs was released to ULB
96		Shaktigarh (NP)	0.61	Dry Wasre	Taken by Waste Pickers	Used in low lying areas/Backfilling until construction of SLF	0	In SBM 1.0 against the DPR cost of Rs. 96.10 Lakhs. Rs. 79.28 Lakhs was released to ULB
97		Nanakmatta (NP)	1.36	Dry Waste	Taken by Waste Pickers	Used in low lying areas/Backfilling until construction of SLF	0	In SBM 1.0 against the DPR cost of Rs. 237.58 Lakhs. Rs. 196.00 Lakhs was released to ULB
98		Gularbhoj (NP)	NA	segrated Dry West	Taken by Waste Pickers	Used in low lying areas/Backfilling until construction of SLF	0	With Dineshpur Cluster
99		Mahuadabra (NP)	1.20	segrated Dry West	Taken by Waste Pickers	Used in low lying areas/Backfilling until construction of SLF	0	In SBM 1.0 against the DPR cost of Rs. 84.62 Lakhs. Rs. 14.81 Lakhs was released to ULB

SN	District	(1) Name of ULBs	(7) Waste Processing				8) Current Gap in Waste Generation and Processing	Time bound plan to fill up the Gap
			(D) 7.4) Other Processing					
			a) Quantity of Inputs	b) Quality of Inputs	c) Product and it's utilization	d) Residue/ Rejects Management		
1	2	3	28	29	30	31	32	33
100		Garhi Negi	0.35	segrated Dry West	Taken by Waste Pickers	Used in low lying areas/Backfilling until construction of SLF	0	0
101		Lalpur (NP)	0.68	segrated Dry West	Taken by Waste Pickers	Used in low lying areas/Backfilling until construction of SLF	0	0
102		Uttarkashi (NPP)	3.00	segrated Dry West	Taken by Waste Pickers	Used in low lying areas/Backfilling until construction of SLF	0	0
103		Barkot (NPP)	0	0	0	Used in low lying areas/Backfilling until construction of SLF	0.1	Lagacy Waste Remediation- Biomining Upgradation of existing MRF facility mechanization
104	Uttarkashi	Chinyalisaur (NPP)	1.65	segrated Dry West	Taken by Waste Pickers	Used in low lying areas/Backfilling until construction of SLF	0	In SBM 1.0 against the DPR cost of Rs. 182.20 Lakhs. Rs. 113.88 Lakhs was released to ULB
105		Gangotri (NP)	0.10	segrated Dry West	Taken by Waste Pickers	Used in low lying areas/Backfilling until construction of SLF	0	-
106		Purola (NP)	0.76	segrated Dry West	Taken by Waste Pickers	Used in low lying areas/Backfilling until construction of SLF	0	In SBM 1.0 against the DPR cost of Rs. 161.90 Lakhs. Rs. 109.71 Lakhs was released to ULB
107		Naugaun (NP)	1.20	segrated Dry West	Taken by Waste Pickers	Used in low lying areas/Backfilling until construction of SLF	0	In SBM 1.0 against the DPR cost of Rs. 257.61 Lakhs. Rs. 257.61 Lakhs was released to ULB

SN	District	(1) Name of ULBs	9) Legacy Waste										6) Gap in legacy waste remediation and time bound plan
			1) Number of Legacy Waste Dumpsite	2) Quantity of Legacy Waste Reported on 30-04-2026	3) Present Quantity of Legacy	4) Daily Legacy Waste being		5) Quantification and Utilization of out of Bioremediation and Biomining					
						Daily Legacy Waste being added as unprocessed	Daily Waste Processed	Digested Material	Plastics	Rubber	Inerts and Other		
1	2	3	34	35	36	37	38	39	40	41	42	43	
1	Almora	Almora (NN)	1	26000	26000	0.00	13.00	Used as compost/manure	Recycling	Recycling	Used in low lying areas/Back filling until construction of SLF	26000 MT and DPR of Rs. 1.26 cr approved under SBM 2.0, Tender under process, Remediation target – Oct 2026	
2		Ranikhet-Chiniyanaula (NPP)	0	0	0	0.00	3.00	Used as compost/manure	Recycling	Recycling	Used in low lying areas/Back filling until construction of SLF	Currently No Gap/No Legacy Waste	
3		Dwarahat (NP)	0	0	0	0.00	0.60	Used as compost/manure	Recycling	Recycling	Used in low lying areas/Back filling until construction of SLF	Currently No Gap/No Legacy Waste	
4		Bhikiyasain (NP)	-	-	-	0.00	2.20	Used as compost/manure	Recycling	Recycling	Used in low lying areas/Back filling until construction of SLF	Currently No Gap/No Legacy Waste	
5		Chaukhatia (NP)	0	0	0	0.00	1.08	Used as compost/manure	Recycling	Recycling	Used in low lying areas/Back filling until construction of SLF	Currently No Gap/No Legacy Waste	
6	Bageshwar	Bageshwar (NPP)	1	5581.97	5581.97	0.50	7.00	Used as compost/manure	Recycling	Recycling	Used in low lying areas/Back filling until construction of SLF	5581.97 MT, DPR of costing Rs. 62.27 Lacs prepared and under process of approval at District TAC. Remediation target – Oct 2026	
7		Kapkot (NP)	0	0	0	0.00	2.00	Used as compost/manure	Recycling	Recycling	Used in low lying areas/Back filling until construction of SLF	Currently No Gap/No Legacy Waste	

SN	District	(1) Name of ULBs	9) Legacy Waste									
			1) Number of Legacy Waste Dumpsite	2) Quantity of Legacy Waste Reported on 30-04-2026	3) Present Quantity of Legacy	4) Daily Legacy Waste being		5) Quantification and Utilization of out of Bioremediation and Biomining				6) Gap in legacy waste remediation and time bound plan
						Daily Legacy Waste being added as unprocessed	Daily Waste Processed	Digested Material	Plastics	Rubber	Inerts and Other	
1	2	3	34	35	36	37	38	39	40	41	42	43
8		Garur (NP)	1	900	900	0.20	1.30	Used as compost/manure	Recycling	Recycling	Used in low lying areas/Back filling until construction of SLF	900 MT/ DPR is being prepared /Remediation target – March 2027
9	Chamoli	Chamoli-Gopeshwar (NPP)	1	0	0	0.00	7.00	Used as compost/manure	Recycling	Recycling	Used in low lying areas/Back filling until construction of SLF	Currently No Gap/No Legacy Waste
10		Joshimath (NPP)	0	0	0	0.30	2.90	Used as compost/manure	Recycling	Recycling	Used in low lying areas/Back filling until construction of SLF	Currently No Gap/No Legacy Waste
11		Gauchar (NPP)	1	0	0	0.00	3.20	Used as compost/manure	Recycling	Recycling	Used in low lying areas/Back filling until construction of SLF	Currently No Gap/No Legacy Waste
12		Karnaprayag (NPP)	1	5251.02	5251.02	0.00	2.20	Used as compost/manure	Recycling	Recycling	Used in low lying areas/Back filling until construction of SLF	5251.02 MT/ new DPR of legacy waste sent to UDD vide the letter no. 103/npp/kamp/23 april 2026, DPR under process of approval, Remediation target – March 2027
13		Badrinath (NP)	0	0	0	0.02	1.08	Used as compost/manure	Recycling	Recycling	Used in low lying areas/Back filling until construction of SLF	Currently No Gap/No Legacy Waste
14		Nandprayg (NP)	0	0	0	0.02	1.32	Used as compost/manure	Recycling	Recycling	Used in low lying areas/Back filling until construction of SLF	Currently No Gap/No Legacy Waste
15		Pokhri (NPP)	1	815	815	0.00	2.00	Used as compost/manure	Recycling	Recycling	Used in low lying areas/Back filling until construction of SLF	815 MT and DPR of Rs. 18.95 Lacs approved under SBM 2.0, Tender under process, Remediation target – Oct 2026
16		Gairsain (NPP)	0	0	0	0.00	1.20	Used as compost/manure	Recycling	Recycling	Used in low lying areas/Back filling until construction of SLF	Currently No Gap/No Legacy Waste

SN	District	(1) Name of ULBs	9) Legacy Waste									
			1) Number of Legacy Waste Dumpsite	2) Quantity of Legacy Waste Reported on 30-04-2026	3) Present Quantity of Legacy	4) Daily Legacy Waste being		5) Quantification and Utilization of out of Bioremediation and Biomining				6) Gap in legacy waste remediation and time bound plan
						Daily Legacy Waste being added as unprocessed	Daily Waste Processed	Digested Material	Plastics	Rubber	Inerts and Other	
1	2	3	34	35	36	37	38	39	40	41	42	43
17		Tharali (NP)	0	0	0	0.00	1.20	Used as compost/manure	Recycling	Recycling	Used in low lying areas/Back filling until construction of SLF	Currently No Gap/No Legacy Waste
18		Pipalkoti (NP)	0	0	0	0.00	0.91	Used as compost/manure	Recycling	Recycling	Used in low lying areas/Back filling until construction of SLF	Currently No Gap/No Legacy Waste
19		Nandanagar (Ghat)	0	0	0	0.00	1.30	Used as compost/manure	Recycling	Recycling	Used in low lying areas/Back filling until construction of SLF	Currently No Gap/No Legacy Waste
20	Champawat	Tanakpur (NPP)	1	11223.47 MT	11223.47 MT	1.00	3.00	Used as compost/manure	Recycling	Recycling	Used in low lying areas/Back filling until construction of SLF	11223.47 MT/ DPR of Costing Rs . 61.73 Lacs approved under Ring fenced account and Tender process for the remediation to be done. Remediation target – Oct 2026
21		Champawat (NPP)	1	10731.00 MT	10731.00 MT	0.00	4.50	Used as compost/manure	Recycling	Recycling	Used in low lying areas/Back filling until construction of SLF	10731 MT/ DPR Costing Rs. 75.50 Lacs approved under Ring Fenced & Remediation target – Oct 2026
22		Lohaghat (NPP)	1	13648.08	13648.1	1.00	1.50	Used as compost/manure	Recycling	Recycling	Used in low lying areas/Back filling until construction of SLF	13648.08 MT/DPR Costing Rs. 117.01 Lacs approved under Ring Fenced & Remediation target – Oct 2026
23		Banbasa (NP)	0	0	0	0.59	1.41	Used as compost/manure	Recycling	Recycling	Used in low lying areas/Back filling until construction of SLF	Currently No Gap/No Legacy Waste
24		Pati	0	0	0	0.00	1.00	Used as compost/manure	Recycling	Recycling	Used in low lying areas/Back filling until construction of SLF	Currently No Gap/No Legacy Waste

SN	District	(1) Name of ULBs	9) Legacy Waste													
			1) Number of Legacy Waste Dumpsite	2) Quantity of Legacy Waste Reported on 30-04-2026	3) Present Quantity of Legacy	4) Daily Legacy Waste being		5) Quantification and Utilization of out of Bioremediation and Biomining						6) Gap in legacy waste remediation and time bound plan		
						Daily Legacy Waste being added as unprocessed	Daily Waste Processed	Digested Material		Plastics		Rubber			Inerts and Other	
1	2	3	34	35	36	37	38	39		40		41		42		43
25	Dehradun	Dehradun (NN)	2	Danda Lakhond - 171559 MT Sheeshambar a-107547 MT	279106	0.00	465.00	1144	Used as compost/manure	250	Recycling	50	Recycling	750	Used in low lying areas/Back filling until construction of SLF	279106 MT waste still remaining to remediate in the time bound of 6 months
26		Rishikesh (NN)	1	130000MT (Fresh)	130000MT (Fresh)	24.00	32.80	Used as compost/manure		Recycling		Recycling		Used in low lying areas/Back filling until construction of SLF		130000 MT Remediation target – Oct 2026
27		Vikasnagar (NPP)	1	5039	5040	3.20	9.84	Used as compost/manure		Recycling		Recycling		Used in low lying areas/Back filling until construction of SLF		5040, Remediation Work from ULB board funds, Rs. 55 Lakhs allocated, target – Oct 2026
28		Mussoorie (NPP)	0	0	0	0.00	34.72	Used as compost/manure		Recycling		Recycling		Used in low lying areas/Back filling until construction of SLF		Currently No Gap/No Legacy Waste
29		Doiwala (NPP)	0	0	0	0.00	30.00	Used as compost/manure		Recycling		Recycling		Used in low lying areas/Back filling until construction of SLF		Currently No Gap/No Legacy Waste
30		Herbertpur (NPP)	0	0	0	0.00	10.00	Used as compost/manure		Recycling		Recycling		Used in low lying areas/Back filling until construction of SLF		Currently No Gap/No Legacy Waste
31		Selaqui (NP)	0	0	0	0.00	14.50	Used as compost/manure		Recycling		Recycling		Used in low lying areas/Back filling until construction of SLF		Currently No Gap/No Legacy Waste
32		Kotdwar (NN)	0	0	0	0.00	72.00	Used as compost/manure		Recycling		Recycling		Used in low lying areas/Back filling until construction of SLF		Currently No Gap/No Legacy Waste
33		Srinagar (NN)	0	0	0	0.00	25.00	Used as compost/manure		Recycling		Recycling		Used in low lying areas/Back filling until construction of SLF		Currently No Gap/No Legacy Waste

SN	District	(1) Name of ULBs	9) Legacy Waste										6) Gap in legacy waste remediation and time bound plan			
			1) Number of Legacy Waste Dumpsite	2) Quantity of Legacy Waste Reported on 30-04-2026	3) Present Quantity of Legacy	4) Daily Legacy Waste being		5) Quantification and Utilization of out of Bioremediation and Biomining								
						Daily Legacy Waste being added as unprocessed	Daily Waste Processed	Digested Material		Plastics		Rubber		Inerts and Other		
1	2	3	34	35	36	37	38	39		40		41		42		43
34	Pauri	Pauri (NPP)	1	7635 MT	7636 MT	8.00	7.00	Used as compost/manure		Recycling		Recycling		Used in low lying areas/Back filling until construction of SLF		7636 MT/ DPR Costing Rs. 67.38 approved under Ring Fenced & Remediation target – Oct 2026
35		Dugadda (NPP)	1	2282	2282	0.00	1.50	456 MT	Used as compost/manure	570 MT	Recycling	125 MT	Recycling	684 MT	Used in low lying areas/Back filling until construction of SLF	2282 MT/Tender done, Work in Progress, Timeline 30-6-2026
36		Swargashram Jonk (NP)	0	0	0	0.00	6.00	Used as compost/manure		Recycling		Recycling		Used in low lying areas/Back filling until construction of SLF		remediated within 2 months
37		Satpuli (NP)	0	0	0	0.00	1.39	Used as compost/manure		Recycling		Recycling		Used in low lying areas/Back filling until construction of SLF		Currently No Gap/No Legacy Waste
38		Thalisain (NP)	0	0	0	0.09	1.11	Used as compost/manure		Recycling		Recycling		Inert sent to SLF		207134 MT/ Remediation target – September 2027
39	Haridwar (NN)	Haridwar (NN)	2	207134	207134	0.00	250.00	95673MT	Used as compost/manure	52 MT	Recycling	Recycling		12640 MT	Used in low lying areas/Back filling until construction of SLF	78275.712 MT/ Remediation target – March 2027
40		Roorkee (NN)	1	78275.712 MT	78275.712 MT	20.00	130.00	Used as compost/manure		Recycling		Recycling		Used in low lying areas/Back filling until construction of SLF		Gap between total legacy waste and remediation is 13463 MT left and it will be processed within 3-5 months.
41		Manglaur (NPP)	1	24463	13463	11.00	11.00	Used as compost/manure		Recycling		Recycling		Used in low lying areas/Back filling until construction of SLF		Currently No Gap/No Legacy Waste
42		Laksar (NPP)	N/A	38.19	0	0.00	19.00	Used as compost/manure		Recycling		Recycling		Used in low lying areas/Back filling until construction of SLF		25393 MT, March 2027

SN	District	(1) Name of ULBs	9) Legacy Waste									
			1) Number of Legacy Waste Dumpsite	2) Quantity of Legacy Waste Reported on 30-04-2026	3) Present Quantity of Legacy	4) Daily Legacy Waste being		5) Quantification and Utilization of out of Bioremediation and Biomining				6) Gap in legacy waste remediation and time bound plan
						Daily Legacy Waste being added as unprocessed	Daily Waste Processed	Digested Material	Plastics	Rubber	Inerts and Other	
1	2	3	34	35	36	37	38	39	40	41	42	43
43	Haridwar	Shivalik Nagar (NPP)	1	25393 MT is remaining above the ground for which ETR and RFP is already being	25393	7.00	8.50	Used as compost/manure	Recycling	Recycling	Used in low lying areas/Back filling until construction of SLF	DPR Costing Rs. 139.59 Lakhs approved under Ring Fenced & Legacy Waste Will be remediated With in 06 Month
44		Landhaura (NP)	1	12580 MT is remaining above the ground for which DPR approved and	12580	3.00	5.00	Used as compost/manure	Recycling	Recycling	Used in low lying areas/Back filling until construction of SLF	4917/ DPR Costing Rs. 27.10 Lacs approved under Ring Fenced & Legacy Waste Will be remediated With in 5-6 Month
45		Bhagwanpur (NP)	1	4917	4917	0.00	8.80	Used as compost/manure	Recycling	Recycling	Used in low lying areas/Back filling until construction of SLF	Currently No Gap/No Legacy Waste
46		Jhabrera (NP)	0	0	0	0.00	10.00	Used as compost/manure	Recycling	Recycling	Used in low lying areas/Back filling until construction of SLF	Currently No Gap/No Legacy Waste
47		Piran Kaliyar (NP)	-	-	-	0.00	7.00	Used as compost/manure	Recycling	Recycling	Used in low lying areas/Back filling until construction of SLF	259.11 MT/ DPR under preparation, Timeline 31-10-26
48		Dhandera (NP)	1	259.11	259.11	0.50	3.00	Used as compost/manure	Recycling	Recycling	Used in low lying areas/Back filling until construction of SLF	2528.783 MT/ Tender under process, Timeline 31-10-2026
49		Imlikhera (NP)	1	2528.783	2528.783	2.50	0.00	Used as compost/manure	Recycling	Recycling	Used in low lying areas/Back filling until construction of SLF	6348.65 MT/ Tender under process, Timeline 31-10-2027
50		Padli Gurjar	1	6348.65	6348.65	3.00	0.00	Used as compost/manure	Recycling	Recycling	Used in low lying areas/Back filling until construction of SLF	Currently No Gap/No Legacy Waste
51		Rampur (NP)	0	0	0	4.50	0.01	Used as compost/manure	Recycling	Recycling	Used in low lying areas/Back filling until construction of SLF	6650MT/ legacy waste DPR Date 21.11.2025 Submitted to UDD.

SN	District	(1) Name of ULBs	9) Legacy Waste										6) Gap in legacy waste remediation and time bound plan	
			1) Number of Legacy Waste Dumpsite	2) Quantity of Legacy Waste Reported on 30-04-2026	3) Present Quantity of Legacy	4) Daily Legacy Waste being		5) Quantification and Utilization of out of Bioremediation and Biomining						
						Daily Legacy Waste being added as unprocessed	Daily Waste Processed	Digested Material		Plastics	Rubber	Inerts and Other		
1	2	3	34	35	36	37	38	39		40	41	42		43
52		Sultanpur-Adampur (NP)	2	6650	6650	7.50	0.80	Used as compost/manure		Recycling	Recycling	144 MT	Used in low lying areas/Back filling until construction of SLF	119030 MT/ Timeline, 01-03-2027, Tender under Process Rs. 26.22 Lakhs
53	Nainital	Haldwani (NN)	2	207.78.Lakh mt	119030 MT	150.00	0.00	1051.5MT	Used as compost/manure	4.5 MT	Recycling	Recycling	Used in low lying areas/Back filling until construction of SLF	Currently No Gap/No Legacy Waste
54		Nainital (NPP)	0	0	0	0.00	25.00	Used as compost/manure		Recycling	Recycling	Used in low lying areas/Back filling until construction of SLF	11569 MT/ Timeline 31-10-2026,	
55		Ramnagar (NPP)	1	9132	11569	0.00	11.31	0	0	0	0	0	0	0
56		Bhowali (NPP)	0	0	0	0.00	2.45	Used as compost/manure		Recycling	Recycling	Used in low lying areas/Back filling until construction of SLF	Currently No Gap/No Legacy Waste	
57		Kaladhungi (NPP)	0	0	0	0.00	5.94	Used as compost/manure		Recycling	Recycling	Used in low lying areas/Back filling until construction of SLF	Currently No Gap/No Legacy Waste	
58		Lalkuan (NP)	0	0	0	0.00	4.10	Used as compost/manure		Recycling	Recycling	Used in low lying areas/Back filling until construction of SLF	Currently No Gap/No Legacy Waste	
59		Bhimtal	1	31500	31500	8	4.45	Used as compost/manure		Recycling	Recycling	Used in low lying areas/Back filling until construction of SLF	31500/ DPR of Rs. 6.22 Cr. approved under SBM 2.0, Timeline 31-03-2027	
60		Pithoragarh (NPP)	1	31500	31500	8	28.00	Used as compost/manure		Recycling	Recycling	Used in low lying areas/Back filling until construction of SLF	Currently No Gap/No Legacy Waste	

SN	District	(1) Name of ULBs	9) Legacy Waste									
			1) Number of Legacy Waste Dumpsite	2) Quantity of Legacy Waste Reported on 30-04-2026	3) Present Quantity of Legacy	4) Daily Legacy Waste being		5) Quantification and Utilization of out of Bioremediation and Biomining				6) Gap in legacy waste remediation and time bound plan
						Daily Legacy Waste being added as unprocessed	Daily Waste Processed	Digested Material	Plastics	Rubber	Inerts and Other	
1	2	3	34	35	36	37	38	39	40	41	42	43
61	Pithoragarh	Dharchula (NPP)	0	0	0	0.00	3.40	Used as compost/manure	Recycling	Recycling	Used in low lying areas/Back filling until construction of SLF	8792 MT, DPR unde process of approval, Timeline 31-3-2027
62		Didihat (NPP)	0	8000	8792	0.00	2.80	Used as compost/manure	Recycling	Recycling	Used in low lying areas/Back filling until construction of SLF	Currently No Gap/No Legacy Waste
63		Gangolihat (NPP)	0	0	0	0	0.66	Used as compost/manure	Recycling	Recycling	Used in low lying areas/Back filling until construction of SLF	Currently No Gap/No Legacy Waste
64		Berinag (NPP)	0	0	0	0	1.50	Used as compost/manure	Recycling	Recycling	Used in low lying areas/Back filling until construction of SLF	Currently No Gap/No Legacy Waste
65		Munsyari	0	0	0	0.00	2.55	Used as compost/manure	Recycling	Recycling	Used in low lying areas/Back filling until construction of SLF	Currently No Gap/No Legacy Waste
66	Rudraprayag	Rudraprayag (NPP)	0	0	0	0.00	3.20	Used as compost/manure	Recycling	Recycling	Used in low lying areas/Back filling until construction of SLF	Currently No Gap/No Legacy Waste
67		Kedarnath (NP)	0	0	0	0.00	0.14	Used as compost/manure	Recycling	Recycling	Used in low lying areas/Back filling until construction of SLF	Currently No Gap/No Legacy Waste
68		Agstumuni (NP)	0	0	0	0.00	1.26	Used as compost/manure	Recycling	Recycling	Used in low lying areas/Back filling until construction of SLF	Currently No Gap/No Legacy Waste
69		Ukhimath (NP)	0	0	0	0.00	1.21	Used as compost/manure	Recycling	Recycling	Used in low lying areas/Back filling until construction of SLF	Currently No Gap/No Legacy Waste

SN	District	(1) Name of ULBs	9) Legacy Waste									
			1) Number of Legacy Waste Dumpsite	2) Quantity of Legacy Waste Reported on 30-04-2026	3) Present Quantity of Legacy	4) Daily Legacy Waste being		5) Quantification and Utilization of out of Bioremediation and Biomining				6) Gap in legacy waste remediation and time bound plan
						Daily Legacy Waste being added as unprocessed	Daily Waste Processed	Digested Material	Plastics	Rubber	Inerts and Other	
1	2	3	34	35	36	37	38	39	40	41	42	43
70		Tilwara (NP)	0	0	0	0.00	1.27	Used as compost/manure	Recycling	Recycling	Used in low lying areas/Back filling until construction of SLF	Currently No Gap/No Legacy Waste
71		Guptkashi	0	0	0	0.00	0.35	Used as compost/manure	Recycling	Recycling	Used in low lying areas/Back filling until construction of SLF	5988 MT/ DPR Costing Rs. 51.00 Lacs approved under SBM 2.0, Tender under process, Legacy Waste Will be remediated With in 5 6 Month (Nov-2026)
72	Tehri	Tehri (NPP)	1	5988	59888	3.06	4.95	Used as compost/manure	Recycling	Recycling	Used in low lying areas/Back filling until construction of SLF	Currently No Gap/No Legacy Waste
73		Narendranagar (NPP)	0	0	0	0.00	3.03	Used as compost/manure	Recycling	Recycling	Used in low lying areas/Back filling until construction of SLF	8000 mt/ DPR Costing Rs.87.75 Lacs under approval. Timeline 31-03-2027
74		Chamba (NPP)	1	8000	8000	0	4.90	Used as compost/manure	Recycling	Recycling	Used in low lying areas/Back filling until construction of SLF	Currently No Gap/No Legacy Waste
75		Devprayag (NPP)	0	0	0	0	1.75	Used as compost/manure	Recycling	Recycling	Used in low lying areas/Back filling until construction of SLF	Currently No Gap/No Legacy Waste
76		Muni-Ki Reti (NPP)	0	0	0	0.00	22.00	Used as compost/manure	Recycling	Recycling	Used in low lying areas/Back filling until construction of SLF	Currently No Gap/No Legacy Waste
77		Kirtinagar (NP)	0	0	0	0.00	1.50	Used as compost/manure	Recycling	Recycling	Used in low lying areas/Back filling until construction of SLF	Currently No Gap/No Legacy Waste
78		Ghansali (NP)	0	0	0	0.00	1.96	Used as compost/manure	Recycling	Recycling	Used in low lying areas/Back filling until construction of SLF	Currently No Gap/No Legacy Waste

SN	District	(1) Name of ULBs	9) Legacy Waste										6) Gap in legacy waste remediation and time bound plan		
			1) Number of Legacy Waste Dumpsite	2) Quantity of Legacy Waste Reported on 30-04-2026	3) Present Quantity of Legacy	4) Daily Legacy Waste being		5) Quantification and Utilization of out of Bioremediation and Biomining				Inerts and Other			
						Daily Legacy Waste being added as unprocessed	Daily Waste Processed	Digested Material	Plastics	Rubber					
1	2	3	34	35	36	37	38	39		40	41	42		43	
79		Gaja (NP)	0	0	0	0.00	0.94	Used as compost/manure		Recycling	Recycling	Used in low lying areas/Back filling until construction of SLF		4905.74 mt/ DPR Costing Rs. 52.00 Lacs approved under SBM 2.0 & Legacy Waste Will be remediated With in 5-6 Month	
80		Lambgaon (NP)	1	4905.74	4905.74	0.00	0.91	Used as compost/manure		Recycling	Recycling	Used in low lying areas/Back filling until construction of SLF		1500 MT/ Legacy waste for whose disposal DPR is being prepared, the said legacy waste will be disposed of within 6 months.	
81		Chamiyala (NP)	1	1500	1500	0.00	1.65	Used as compost/manure		Recycling	Recycling	Used in low lying areas/Back filling until construction of SLF		Currently No Gap/No Legacy Waste	
82		Tapovan (NP)	0	0	0	0	1.65	Used as compost/manure		Recycling	Recycling	65.5 MT	Used in low lying areas/Back filling until construction of SLF	4500 MT, Tender done, 26-02-2026	
83		Kashipur (NN)	1	45000	45000	70	9.00	38450 MT	Used as compost/manure	4.5 MT	Recycling	Recycling	Used in low lying areas/Back filling until construction of SLF		Currently No Gap/No Legacy Waste
84		Rudrapur (NN)	-	0	0	0.00	133.58	Used as compost/manure		Recycling	Recycling	Used in low lying areas/Back filling until construction of SLF		Currently No Gap/No Legacy Waste	
85		Gadarpur (NPP)	0	0	0	0.00	5.85	Used as compost/manure		Recycling	Recycling	Used in low lying areas/Back filling until construction of SLF		Currently No Gap/No Legacy Waste	
86		Jaspur (NPP)	0	7491.6	0	0.00	24.25	9179 MT	Used as compost/manure	1560 MT	Recycling	Recycling	Used in low lying areas/Back filling until construction of SLF		Currently No Gap/No Legacy Waste
87		Mahuakheraganj (NPP)	0	0	0	0.00	7.00	Used as compost/manure		Recycling	Recycling	1121	Used in low lying areas/Back filling until construction of SLF	Currently No Gap/No Legacy Waste	

SN	District	(1) Name of ULBs	9) Legacy Waste									
			1) Number of Legacy Waste Dumpsite	2) Quantity of Legacy Waste Reported on 30-04-2026	3) Present Quantity of Legacy	4) Daily Legacy Waste being		5) Quantification and Utilization of out of Bioremediation and Biomining				6) Gap in legacy waste remediation and time bound plan
						Daily Legacy Waste being added as unprocessed	Daily Waste Processed	Digested Material	Plastics	Rubber	Inerts and Other	
1	2	3	34	35	36	37	38	39	40	41	42	43
88	US NAGAR	Bajpur (NPP)	1	5000	5000	0.00	10.40	Used as compost/manure	Recycling	Recycling	Used in low lying areas/Back filling until construction of SLF	Gap between legacy waste and remediation is 30,000MT left and it will be processed with in 6 months. DPR of Costing Rs 1.67 is approved under SBM
89		Kichha (NPP)	1	30,000	30,000	0	34.66	Used as compost/manure	Recycling	Recycling	Used in low lying areas/Back filling until construction of SLF	Currently No Gap/No Legacy Waste
90		Khatima (NPP)	0	0	0	0.00	21.00	Used as compost/manure	Recycling	Recycling	Used in low lying areas/Back filling until construction of SLF	Currently No Gap/No Legacy Waste
91		Sitarganj (NPP)	0	0	0	0.00	16.95	Used as compost/manure	Recycling	Recycling	Used in low lying areas/Back filling until construction of SLF	Currently No Gap/No Legacy Waste
92		Nagla (NPP)	0	0	0	NA	1.75	Used as compost/manure	Recycling	Recycling	Used in low lying areas/Back filling until construction of SLF	Currently No Gap/No Legacy Waste
93		Sultanpur Patti (NP)	0	0	0	0.00	3.29	Used as compost/manure	Recycling	Recycling	Used in low lying areas/Back filling until construction of SLF	Currently No Gap/No Legacy Waste
94		Kelakhera (NP)	0	0	0	0.00	4.30	Used as compost/manure	Recycling	Recycling	Used in low lying areas/Back filling until construction of SLF	Currently No Gap/No Legacy Waste
95		Dineshpur (NP)	0	0	0	0.00	3.35	Used as compost/manure	Recycling	Recycling	Used in low lying areas/Back filling until construction of SLF	Currently No Gap/No Legacy Waste
96		Shaktigarh (NP)	0	0	0	0.00	2.14	Used as compost/manure	Recycling	Recycling	Used in low lying areas/Back filling until construction of SLF	Currently No Gap/No Legacy Waste

SN	District	(1) Name of ULBs	9) Legacy Waste										6) Gap in legacy waste remediation and time bound plan			
			1) Number of Legacy Waste Dumpsite	2) Quantity of Legacy Waste Reported on 30-04-2026	3) Present Quantity of Legacy	4) Daily Legacy Waste being		5) Quantification and Utilization of out of Bioremediation and Biomining								
						Daily Legacy Waste being added as unprocessed	Daily Waste Processed	Digested Material		Plastics	Rubber	Inerts and Other				
1	2	3	34	35	36	37	38	39		40	41	42		43		
97		Nanakmatta (NP)	0	0	0	0.00	4.75	Used as compost/manure		Recycling	Recycling	Used in low lying areas/Back filling until construction of SLF		Currently No Gap/No Legacy Waste		
98		Gularbhoj (NP)	0	0	0	0.00	2.20	Used as compost/manure		Recycling	Recycling	Used in low lying areas/Back filling until construction of SLF		Currently No Gap/No Legacy Waste		
99		Mahuadabra (NP)	0	0	0	0.00	3.50	Used as compost/manure		Recycling	Recycling	Used in low lying areas/Back filling until construction of SLF		Currently No Gap/No Legacy Waste		
100		Garhi Negi	0	0	0	0.00	1.40	Used as compost/manure		Recycling	Recycling	Used in low lying areas/Back filling until construction of SLF		Currently No Gap/No Legacy Waste		
101		Lalpur (NP)	0	0	0	0	2.20	Used as compost/manure		Recycling	Recycling	Used in low lying areas/Back filling until construction of SLF		DPR Costing Rs. 73.00 Lacs approved under SBM 2.0 & Legacy Waste Will be remediated With in 5-6 Month		
102	Uttarkashi	Uttarkashi (NPP)	0	0	0	0	16.00	4 MT	Used as compost/manure	0.5 MT	Recycling	0.2 MT	Recycling	5 MT	Used in low lying areas/Back filling until construction of SLF	Currently No Gap/No Legacy Waste
103		Barkot (NPP)	0	0	0	0	5.10	Used as compost/manure		Recycling	Recycling	Used in low lying areas/Back filling until construction of SLF		Currently No Gap/No Legacy Waste		
104		Chinyalisaur (NPP)	0	0	0	0	3.00	Used as compost/manure		Recycling	Recycling	Used in low lying areas/Back filling until construction of SLF		Currently No Gap/No Legacy Waste		
105		Gangotri (NP)	0	0	0	0.00	0.75	Used as compost/manure		Recycling	Recycling	Used in low lying areas/Back filling until construction of SLF		Currently No Gap/No Legacy Waste		

SN	District	(1) Name of ULBs	9) Legacy Waste										
			1) Number of Legacy Waste Dumpsite	2) Quantity of Legacy Waste Reported on 30-04-2026	3) Present Quantity of Legacy	4) Daily Legacy Waste being		5) Quantification and Utilization of out of Bioremediation and Biomining				6) Gap in legacy waste remediation and time bound plan	
						Daily Legacy Waste being added as unprocessed	Daily Waste Processed	Digested Material	Plastics	Rubber	Inerts and Other		
1	2	3	34	35	36	37	38	39	40	41	42	43	
106		Purola (NP)	0	0	0	0	2.50	Used as compost/manure	Recycling	Recycling	Used in low lying areas/Back filling until construction of SLF	Currently No Gap/No Legacy Waste	
107		Naugaun (NP)	0	0	0	0.00	2.00	Used as compost/manure	Recycling	Recycling	Used in low lying areas/Back filling until construction of SLF	Currently No Gap/No Legacy Waste	

Annexure-A											
(A) Solid Waste Management in the State											
SN	District	(1) Name of ULBs	10) Gap in Waste processing and Legacy Waste				11) Ring Fenced Account (Allocation and Expenditure)- Solid Waste Management				
			Quantity of Waste Generation (TPD)	Waste Processing TPD	Gap in Waste Processing	Existing Legacy Waste (MT)	Amount Ring Fenced (Allocation Rs. in Lakhs)	Whether Single dedicated account has been opened	Date of Opening	Amount Utilized	Plan of utilization (Timelines and executing agency)
1	2	3	44	45	46	47	48	49	50	51	52
							Total Rs. 10000.00 Lakhs sanctioned and ring fenced for the SWM in the State	Yes	13-02-2026	Total Rs. 1.24 Cr. Utilized till date	Projects related to SWM/Legacy Waste Management of Rs. 9.79 Cr. approved and on dt. 07-05-2026, Total Project cost of Rs 84.44 Cr. approved under Ring Fenced account in the state.
1	Almora	Almora (NN)	13.00	13.00	0.00	26000	57.00				Rs. 57 Lakhs Approved from Ring Fenced A/C for Door to Door Collection Vehicles
2		Ranikhet-Chiniyanaula (NPP)	3.00	3.00	0.00	-	19.00				Rs. 19Lakhs Approved from Ring Fenced A/C for Door to Door Collection Vehicles
3		Dwarahat (NP)	0.60	0.60	0.00	-	19.00				Rs. 19Lakhs Approved from Ring Fenced A/C for Door to Door Collection Vehicles
4		Bhikiyasain (NP)	2	2	0	-	19.00				Rs. 19Lakhs Approved from Ring Fenced A/C for Door to Door Collection Vehicles
5		Chaukhatia (NP)	1.08	1.04	0.04	-	0.00				

(A) Solid Waste Management in the State											
SN	District	(1) Name of ULBs	10) Gap in Waste processing and Legacy Waste				11) Ring Fenced Account (Allocation and Expenditure)- Solid Waste Management				
			Quantity of Waste Generation (TPD)	Waste Processing TPD	Gap in Waste Processing	Existing Legacy Waste (MT)	Amount Ring Fenced (Allocation Rs. in Lakhs)	Whether Single dedicated account has been opened	Date of Opening	Amount Utilized	Plan of utilization (Timelines and executing agency)
1	2	3	44	45	46	47	48	49	50	51	52
6	Bageshwar	Bageshwar (NPP)	7.5	7.0	0.5	5581.97	100.01	-	-	-	Rs. 38 Lakhs Approved from Ring Fenced A/C for Door to Door Collection Vehicles & Rs. 62.01 Lakhs approved for Legacy Waste Remediation
7		Kapkot (NP)	2	2	0	0	19.00				Rs. 19Lakhs Approved from Ring Fenced A/C for Door to Door Collection Vehicles
8		Garur (NP)	1.5	1.3	0.2	900	19.00				Rs. 19Lakhs Approved from Ring Fenced A/C for Door to Door Collection Vehicles
9	Chamoli	Chamoli-Gopeshwar (NPP)	7.00	7.00	0.00	0	38.00				Rs. 38 Lakhs Approved from Ring Fenced A/C for Door to Door Collection Vehicles
10		Joshimath (NPP)	0	0	0	0	19.00				Rs. 19Lakhs Approved from Ring Fenced A/C for Door to Door Collection Vehicles
11		Gauchar (NPP)	3.20	3.20	0.00	0	19.00				Rs. 19 Lakhs Approved from Ring Fenced A/C for Door to Door Collection Vehicles
12		Karnaprayag (NPP)	2.20	2.2	0.00	5251.02	92.06	-	-	-	Rs. 19 Lakhs Approved from Ring Fenced A/C for Door to Door Collection Vehicles & Rs. 73.06 Lakhs Approved for Legacy Waste
13		Badrinath (NP)	1.10	1.10	0.00	0	19.00				Rs. 19Lakhs Approved from Ring Fenced A/C for Door to Door Collection Vehicles
14		Nandprayg (NP)	1.34	0.5	0	0	19.00				Rs. 19Lakhs Approved from Ring Fenced A/C for Door to Door Collection Vehicles
15		Pokhri (NPP)	2.00	2.00	0.00	0	37.75	-	-	-	Rs. 19Lakhs Approved from Ring Fenced A/C for Door to Door Collection Vehicles & RS 18.75 Lakhs for Legacy Waste Remediation

(A) Solid Waste Management in the State											
SN	District	(1) Name of ULBs	10) Gap in Waste processing and Legacy Waste				11) Ring Fenced Account (Allocation and Expenditure)- Solid Waste Management				
			Quantity of Waste Generation (TPD)	Waste Processing TPD	Gap in Waste Processing	Existing Legacy Waste (MT)	Amount Ring Fenced (Allocation Rs. in Lakhs)	Whether Single dedicated account has been opened	Date of Opening	Amount Utilized	Plan of utilization (Timelines and executing agency)
1	2	3	44	45	46	47	48	49	50	51	52
16		Gairsain (NPP)	1.20	1.20	0	0	19.00				Rs. 19Lakhs Approved from Ring Fenced A/C for Door to Door Collection Vehicles
17		Tharali (NP)	1.20	1.20	0.00	0	19.00				Rs. 19Lakhs Approved from Ring Fenced A/C for Door to Door Collection Vehicles
18		Pipalkoti (NP)	0.91	0.91	0.00	0	19.00				Rs. 19Lakhs Approved from Ring Fenced A/C for Door to Door Collection Vehicles
19		Nandanagar (Ghat)	1.30	1.30	0.00	0	19.00				Rs. 19Lakhs Approved from Ring Fenced A/C for Door to Door Collection Vehicles
20	Champawat	Tanakpur (NPP)	4.00	4.00	1.2	11223.47	68.59	-	-	0	Rs. 22.79 Lakhs Approved from Ring Fenced A/C for Door to Door Collection Vehicles & Rs. 45.80 Lakhs Approved for Legacy Waste
21		Champawat (NPP)	4.50	4.00	0.50	10731	64.30	-	-	0	Rs. 19Lakhs Approved from Ring Fenced A/C for Door to Door Collection Vehicles & Rs. 45.30 Lakhs Approved for Legacy Waste
22		Lohaghat (NPP)	2.50	2.50	0.00	13648.08	89.20	-	-	0	Rs. 19Lakhs Approved from Ring Fenced A/C for Door to Door Collection Vehicles & Rs. 70.20 Lakhs Approved for Legacy Waste
23		Banbasa (NP)	2.00	2.00	0.00	0	69.00	No	17-06-25	26.95146 lakh 4.74146 lakh grant by 15th finance commission solid waste	Rs. 22.79 Lakhs Approved from Ring Fenced A/C for Door to Door Collection Vehicles & Rs. 22.21 Lakhs Approved for Legacy Waste & Rs. 24 Lakhs for SWM Equipments
24		Pati	1	0	0	0	19.00				Rs. 19 Lakhs Approved from Ring Fenced A/C for Door to Door Collection Vehicles

(A) Solid Waste Management in the State											
SN	District	(1) Name of ULBs	10) Gap in Waste processing and Legacy Waste				11) Ring Fenced Account (Allocation and Expenditure)- Solid Waste Management				
			Quantity of Waste Generation (TPD)	Waste Processing TPD	Gap in Waste Processing	Existing Legacy Waste (MT)	Amount Ring Fenced (Allocation Rs. in Lakhs)	Whether Single dedicated account has been opened	Date of Opening	Amount Utilized	Plan of utilization (Timelines and executing agency)
1	2	3	44	45	46	47	48	49	50	51	52
25	Dehradun	Dehradun (NN)	465.00	465.00	0	279106	684.90				Rs. 684.90 Lakhs Approved from Ringh Fenced A/C for Door to Door Collection Vehicles
26		Rishikesh (NN)	56.80	56.80	0.00	130000	69.73				Rs. 69.73 Lakhs Approved from Ringh Fenced A/C for Door to Door Collection Vehicles
27		Vikasnagar (NPP)	13.04	13.04	0.00	5040	126.95				Rs. 126.95 Lakhs Approved from Ringh Fenced A/C for Door to Door Collection Vehicles
28		Mussoorie (NPP)	34.72	34.72	0.00	0	47.50				Rs. 47.50Lakhs Approved from Ringh Fenced A/C for Door to Door Collection Vehicles
29		Doiwala (NPP)	30	30	0	0	261.73				Rs. 261.73 Lakhs Approved from Ringh Fenced A/C for Door to Door Collection Vehicles
30		Herbertpur (NPP)	10.00	10.00	0.00	0	0.00				
31		Selaqui (NP)	14.50	14.50	0.00	0	0.00				
32		Kotdwar (NN)	72.00	72.00	0.00	0	0.00				
33		Srinagar (NN)	25	25	0	0	38.00				Rs. 38 Lakhs Approved from Ringh Fenced A/C for Door to Door Collection Vehicles

(A) Solid Waste Management in the State											
SN	District	(1) Name of ULBs	10) Gap in Waste processing and Legacy Waste				11) Ring Fenced Account (Allocation and Expenditure)- Solid Waste Management				
			Quantity of Waste Generation (TPD)	Waste Processing TPD	Gap in Waste Processing	Existing Legacy Waste (MT)	Amount Ring Fenced (Allocation Rs. in Lakhs)	Whether Single dedicated account has been opened	Date of Opening	Amount Utilized	Plan of utilization (Timelines and executing agency)
1	2	3	44	45	46	47	48	49	50	51	52
34	Pauri	Pauri (NPP)	-	-	-	-	59.42	Yes	05-02-2026	0	Rs. 19 Lakhs Approved from Ring Fenced A/C for Door to Door Collection Vehicles & Rs. 40.42 LAKhs approved for Legacy Waste
35		Dugadda (NPP)	1.50	1.50	0.00	0	19.00				Rs. 19 Lakhs Approved from Ring Fenced A/C for Door to Door Collection Vehicles
36		Swargashram Jonk (NP)	0	0	0		19.00				Rs. 19 Lakhs Approved from Ring Fenced A/C for Door to Door Collection Vehicles
37		Satpuli (NP)	0.00	0.00	0.00	0	19.00				Rs. 19 Lakhs Approved from Ring Fenced A/C for Door to Door Collection Vehicles
38		Thalisain (NP)	1.20	1.11	0.09	0	103.54	YES	22-01-2026	0	Rs. 103.54 Lakh approved from Ring Fenced A/c for SWM Plant
39	Haridwar (NN)	Haridwar (NN)	250.00	250.00	0.00	207134	309.65				Rs. 309.65 Lakhs Approved from Ring Fenced A/C for Door to Door Collection Vehicles
40		Roorkee (NN)	150.00	150.00	0.00	78275.712	0.00				
41		Manglaur (NPP)	22.00	22.00	0.00	13463	57.22				Rs. 57.22 Lakhs Approved from Ring Fenced A/C for Door to Door Collection Vehicles
42		Laksar (NPP)	19.00	19.00	0.00	0	0.00				

(A) Solid Waste Management in the State											
SN	District	(1) Name of ULBs	10) Gap in Waste processing and Legacy Waste				11) Ring Fenced Account (Allocation and Expenditure)- Solid Waste Management				
			Quantity of Waste Generation (TPD)	Waste Processing TPD	Gap in Waste Processing	Existing Legacy Waste (MT)	Amount Ring Fenced (Allocation Rs. in Lakhs)	Whether Single dedicated account has been opened	Date of Opening	Amount Utilized	Plan of utilization (Timelines and executing agency)
1	2	3	44	45	46	47	48	49	50	51	52
43	Haridwar	Shivalik Nagar (NPP)	15.5	6.5	9	25393	139.59				Rs. 139.59 Lakhs Approved from Ringh Fenced A/C for Legacy Waste.
44		Landhaura (NP)	8	5	3	12580	41.53	-	-	0	Rs. 41.53 Lakhs Approved from Ringh Fenced A/C for Legacy Waste.
45		Bhagwanpur (NP)	9	9	0	0	27.10	-	-	0	Rs. 27.10 Lakhs Approved from Ringh Fenced A/C for Legacy Waste.
46		Jhabrera (NP)	10.00	10.00	0.00	0	0.00				
47		Piran Kaliyar (NP)	7.00	7.00	0.00	0	0.00				
48		Dhandera (NP)	0	0	0	0	0.00				
49		Imlikhera (NP)	0.00	0.00	0.00	2528.783	0.00	yes	23-04-2026	0	Rs. Lakhs Approved from Ringh Fenced A/C for Legacy Waste.
50		Padli Gurjar	0.00	0.00	0.00	6348.65	0.00				
51		Rampur (NP)	4.5	0	0	0	0.00				

(A) Solid Waste Management in the State											
SN	District	(1) Name of ULBs	10) Gap in Waste processing and Legacy Waste				11) Ring Fenced Account (Allocation and Expenditure)- Solid Waste Management				
			Quantity of Waste Generation (TPD)	Waste Processing TPD	Gap in Waste Processing	Existing Legacy Waste (MT)	Amount Ring Fenced (Allocation Rs. in Lakhs)	Whether Single dedicated account has been opened	Date of Opening	Amount Utilized	Plan of utilization (Timelines and executing agency)
1	2	3	44	45	46	47	48	49	50	51	52
52		Sultanpur-Adampur (NP)	7.5	0	7.5	0	26.22				Rs. 26.22 Lakhs Approved from Ringh Fenced A/C for Legacy Waste.
53		Haldwani (NN)	150.00	0	150.00	119030	115.80				Rs. 115.80 Lakhs Approved from Ringh Fenced A/C for Door to Door Collection Vehicles
54		Nainital (NPP)	25.00	25	0.00	0	220.95				Rs. 19 Lakhs Approved from Ringh Fenced A/C for Door to Door Collection Vehicles & SWM Equipments
55		Ramnagar (NPP)	11.31	8.5	2.81	0	22.79	0	0	0	Rs. 22.79 Lakhs Approved from Ringh Fenced A/C for Door to Door Collection Vehicles
56	Nainital	Bhowali (NPP)	0	0	0	0	19.00				Rs. 19 Lakhs Approved from Ringh Fenced A/C for Door to Door Collection Vehicles
57		Kaladhungi (NPP)	5.94	5.94	0.00	0	22.79				Rs. 22.79 Lakhs Approved from Ringh Fenced A/C for Door to Door Collection Vehicles
58		Lalkuan (NP)	4.10	4.10	0.00	0	22.79				Rs. 22.79 Lakhs Approved from Ringh Fenced A/C for Door to Door Collection Vehicles
59		Bhimtal	0	0	0	0	19.00				Rs. 19 Lakhs Approved from Ringh Fenced A/C for Door to Door Collection Vehicles
60		Pithoragarh (NPP)	28.00	20	8.00	47102.84	190.00				Rs. 190 Lakhs Approved from Ringh Fenced A/C for Door to Door Collection Vehicles
61		Dharchula (NPP)	3.40	3.40	0.00	0	19.00				Rs. 19 Lakhs Approved from Ringh Fenced A/C for Door to Door Collection Vehicles

(A) Solid Waste Management in the State											
SN	District	(1) Name of ULBs	10) Gap in Waste processing and Legacy Waste				11) Ring Fenced Account (Allocation and Expenditure)- Solid Waste Management				
			Quantity of Waste Generation (TPD)	Waste Processing TPD	Gap in Waste Processing	Existing Legacy Waste (MT)	Amount Ring Fenced (Allocation Rs. in Lakhs)	Whether Single dedicated account has been opened	Date of Opening	Amount Utilized	Plan of utilization (Timelines and executing agency)
1	2	3	44	45	46	47	48	49	50	51	52
62	Pithoragarh	Didihat (NPP)	2.8	2.8	0	0	19.00				Rs. 19 Lakhs Approved from Ring Fenced A/C for Door to Door Collection Vehicles
63		Gangolihat (NPP)	0.66	0.66	0	0	19.00				Rs. 19 Lakhs Approved from Ring Fenced A/C for Door to Door Collection Vehicles
64		Berinag (NPP)	0	0	0	0	19.00				Rs. 19 Lakhs Approved from Ring Fenced A/C for Door to Door Collection Vehicles
65		Munsyari	2.55	2.55	0.00	0	19.00				Rs. 19 Lakhs Approved from Ring Fenced A/C for Door to Door Collection Vehicles
66	Rudraprayag	Rudraprayag (NPP)	3.20	3.20	0.00	0	19.00				Rs. 19 Lakhs Approved from Ring Fenced A/C for Door to Door Collection Vehicles
67		Kedarnath (NP)	0.14	0.14	0.00	0	0.00				
68		Agustmuni (NP)	1.26	1.26	0.00	0	28.50				Rs. 28.50Lakhs Approved from Ring Fenced A/C for Door to Door Collection Vehicles
69		Ukhimath (NP)	1.21	1.1	0.11	0	19.00				Rs. 19 Lakhs Approved from Ring Fenced A/C for Door to Door Collection Vehicles
70		Tilwara (NP)	1.27	1.27	0.00	0	28.50				Rs. 28.5 Lakhs Approved from Ring Fenced A/C for Door to Door Collection Vehicles

(A) Solid Waste Management in the State											
SN	District	(1) Name of ULBs	10) Gap in Waste processing and Legacy Waste				11) Ring Fenced Account (Allocation and Expenditure)- Solid Waste Management				
			Quantity of Waste Generation (TPD)	Waste Processing TPD	Gap in Waste Processing	Existing Legacy Waste (MT)	Amount Ring Fenced (Allocation Rs. in Lakhs)	Whether Single dedicated account has been opened	Date of Opening	Amount Utilized	Plan of utilization (Timelines and executing agency)
1	2	3	44	45	46	47	48	49	50	51	52
71		Guptkashi	0.55	0.55	0.00	0	28.50				Rs. 28.50 Lakhs Approved from Ring Fenced A/C for Door to Door Collection Vehicles
72	Tehri	Tehri (NPP)	8.01	8.01	0.00	0	38.00				Rs. 38.00 Lakhs Approved from Ring Fenced A/C for Door to Door Collection Vehicles
73		Narendranagar (NPP)	3.03	3.03	0.00	0	19.00				Rs. 19 Lakhs Approved from Ring Fenced A/C for Door to Door Collection Vehicles
74		Chamba (NPP)	5.00	5.10	0.5	8000	106.75				Rs. 106.75 Lakhs Approved from Ring Fenced A/C for Door to Door Collection Vehicles
75		Devprayag (NPP)	0	0	0	0	28.50				Rs. 28.5 Lakhs Approved from Ring Fenced A/C for Door to Door Collection Vehicles
76		Muni-Ki Reti (NPP)	22.00	22.00	0.00	0	0.00				
77		Kirtinagar (NP)	1.5	1.50	0.00	0	28.50				Rs. 28.5 Lakhs Approved from Ring Fenced A/C for Door to Door Collection Vehicles
78		Ghansali (NP)	1.96	1.96	0.00	0	19.00				Rs. 19 Lakhs Approved from Ring Fenced A/C for Door to Door Collection Vehicles
79		Gaja (NP)	0.94	0.94	0.00	0	19.00				Rs. 19 Lakhs Approved from Ring Fenced A/C for Door to Door Collection Vehicles

(A) Solid Waste Management in the State											
SN	District	(1) Name of ULBs	10) Gap in Waste processing and Legacy Waste				11) Ring Fenced Account (Allocation and Expenditure)- Solid Waste Management				
			Quantity of Waste Generation (TPD)	Waste Processing TPD	Gap in Waste Processing	Existing Legacy Waste (MT)	Amount Ring Fenced (Allocation Rs. in Lakhs)	Whether Single dedicated account has been opened	Date of Opening	Amount Utilized	Plan of utilization (Timelines and executing agency)
1	2	3	44	45	46	47	48	49	50	51	52
80		Lambgaon (NP)	0.91	0.91	0.00	0	19.00				Rs. 19 Lakhs Approved from Ringh Fenced A/C for Door to Door Collection Vehicles
81		Chamiyala (NP)	1.65	1.65	0.00	0	19.00				Rs. 19 Lakhs Approved from Ringh Fenced A/C for Door to Door Collection Vehicles
82		Tapovan (NP)	1.5	1.5	0	0	0.00				
83		Kashipur (NN)	70 TPD	350 TPD	-	31000	115.80				Rs. 115.80 Lakhs Approved from Ringh Fenced A/C for Door to Door Collection Vehicles
84		Rudrapur (NN)	133.58	133.58	Nil	-	604.03	Yes	15-01-2026	204.8	Rs. 399.23 Lakhs Approved from Ringh Fenced A/C for Door to Door Collection Vehicles & Rs. 204.80 Lakhs for Legacy Waste
85		Gadarpur (NPP)	5.85	5.85	0.00	0	251.45				Rs. 251.45 Lakhs Approved from Ringh Fenced A/C for Door to Door Collection Vehicles
86		Jaspur (NPP)	24.25	24.25	0.00	-	251.45				Rs. 251.45 Lakhs Approved from Ringh Fenced A/C for Door to Door Collection Vehicles
87		Mahuakheraganj (NPP)	7.00	7.00	0.00	-	179.79				Rs. 58.58 Lakhs Approved from Ringh Fenced A/C for Door to Door Collection Vehicles & SWM Equipments
88		Bajpur (NPP)	0	0	0	0	13.00				Rs. 13 Lakhs Approved from Ringh Fenced A/C for Door to Door Collection Vehicles
89		Kichha (NPP)	34.66	33.33	1.33	30,000	0.00				

(A) Solid Waste Management in the State											
SN	District	(1) Name of ULBs	10) Gap in Waste processing and Legacy Waste				11) Ring Fenced Account (Allocation and Expenditure)- Solid Waste Management				
			Quantity of Waste Generation (TPD)	Waste Processing TPD	Gap in Waste Processing	Existing Legacy Waste (MT)	Amount Ring Fenced (Allocation Rs. in Lakhs)	Whether Single dedicated account has been opened	Date of Opening	Amount Utilized	Plan of utilization (Timelines and executing agency)
1	2	3	44	45	46	47	48	49	50	51	52
90	US NAGAR	Khatima (NPP)	21.00	21.00	0.00	0	70.22				Rs. 70.22 Lakhs Approved from Ring Fenced A/C for Door to Door Collection Vehicles
91		Sitarganj (NPP)	19.00	19.00	0.00	0	70.22				Rs. 70.22 Lakhs Approved from Ring Fenced A/C for Door to Door Collection Vehicles
92		Nagla (NPP)	1.75	1.55	0	0	0.00				
93		Sultanpur Patti (NP)	3.29	3.29	0.00	0	115.31				Rs. 115.31 Lakhs Approved from Ring Fenced A/C for Door to Door Collection Vehicles
94		Kelakhera (NP)	4.30	4.30	0.00	0	0.00				
95		Dineshpur (NP)	3.35	3.35	0.00	0	46.94				Rs. 46.94 Lakhs Approved from Ring Fenced A/C for Door to Door Collection Vehicles
96		Shaktigarh (NP)	2.14	1.93	0.21	0	0.00				
97		Nanakmatta (NP)	4.75	4.25	0.50	0	0.00				
98		Gularbhoj (NP)	2.20	2.20	NO GAP	0	36.96				Rs. 36.96 Lakhs approved from Ring fenced for SWM Vehicles & Equipments
99		Mahuadabra (NP)	3.50	3.50	0.00	0	0.00				

(A) Solid Waste Management in the State											
SN	District	(1) Name of ULBs	10) Gap in Waste processing and Legacy Waste				11) Ring Fenced Account (Allocation and Expenditure)- Solid Waste Management				
			Quantity of Waste Generation (TPD)	Waste Processing TPD	Gap in Waste Processing	Existing Legacy Waste (MT)	Amount Ring Fenced (Allocation Rs. in Lakhs)	Whether Single dedicated account has been opened	Date of Opening	Amount Utilized	Plan of utilization (Timelines and executing agency)
1	2	3	44	45	46	47	48	49	50	51	52
100		Garhi Negi	1.40	1.5	-0.10	0	0.00				
101		Lalpur (NP)	2.2	2.20	0.00	0	0.00				
102		Uttarkashi (NPP)	16.00	16.00	0.00	0	57.00				
103		Barkot (NPP)	5.20	4.16	0.78	0.26	65.93	-	23 Feb 26	0	Rs. 19 Lakhs Approved from Ringh Fenced A/C for Door to Door Collection Vehicles & Rs. 46.93 for Legacy waste
104	Uttarkashi	Chinyalisaur (NPP)	3.00	3.00	0	0	66.50				Rs. 66.50 Lakhs Approved from Ringh Fenced A/C for Door to Door Collection Vehicles
105		Gangotri (NP)	0.75	0.75	0.00	0	19.00				Rs. 19 Lakhs Approved from Ringh Fenced A/C for Door to Door Collection Vehicles
106		Purola (NP)	2.50	2.5	0	0	67.65				Rs. 19 Lakhs Approved from Ringh Fenced A/C for Door to Door Collection Vehicles & SWM Equipments
107		Naugaun (NP)	2.00	2.00	0.00	0	19.00				Rs. 19 Lakhs Approved from Ringh Fenced A/C for Door to Door Collection Vehicles

BEFORE THE NATIONAL GREEN TRIBUNAL,
PRINCIPAL BENCH, NEW DELHI

ORIGINAL APPLICATION No. 606 OF 2018

Compliance of Municipal Solid Waste Management Rules, 2016

VAKALATNAMA

I/We **State of Uttarakhand**, the Appellant(s)/Petitioner(s)/Respondent(s) /intervener(s) of the above Appeal/Petition/Reference do hereby appoint and retain **Mr. Adiraj Bali**, Advocate to act and appear for me/us in the above matter and to conduct or defend the same and to appear in all proceedings that may be taken in respect of any application connected with the same or any decree or order passed therein, including proceedings in taxation and application for Review, to file and obtain return of documents, to deposit and receive money on my/our behalf in said matter and to represent me/us and to take all necessary steps in the above matter. I/We agree, to ratify all acts done by the aforesaid Advocate in pursuance of the authority.

Adiraj Bali

Dated this the 21 day of April, 2026.

ACCEPTED

Mr. Adiraj Bali,
Panel Lawyer,
National Green Tribunal,
M.N.-7219002913
E-ID-adirajbali1@gmail.com

Manish Kumar Pandey
21/04/2026

(Manish Kumar Pandey)
Addl. Secretary Law & M.L.R.
Government of Uttarakhand

APPELLANTS/PETITIONERS/RESPONDENTS

Manish Kumar Pandey
Additional Secretary
Law-Cum-Additional L.R.
Government of Uttarakhand

MEMO OF APPEARANCE

TO,
The Registrar,
National Green Tribunal,
New Delhi.

Sir,

Please enter my appearance in the above mentioned case on behalf of the Petitioner(s)/ Respondent(s).

Yours faithfully,

Adiraj Bali

(Mr. Adiraj Bali)
Advocate for the Petitioner(s)
Respondent(s) Appellant(s)

